

INDEPENDENT AUDITOR'S REPORT

To the Members of AXISCADES Aerospace & Technologies Private Limited

Report on the Audit of the Ind AS Financial Statements**Opinion**

We have audited the accompanying Ind AS financial statements of AXISCADES Aerospace & Technologies Private Limited ("the Company"), which comprise the Balance sheet as at March 31, 2020, the Statement of Profit and Loss, including the statement of Other Comprehensive Income, the Cash Flow Statement and the Statement of Changes in Equity for the year then ended, and notes to the Ind AS financial statements, including a summary of significant accounting policies and other explanatory information.

In our opinion and to the best of our information and according to the explanations given to us, the aforesaid Ind AS financial statements give the information required by the Companies Act, 2013, as amended ("the Act") in the manner so required and give a true and fair view in conformity with the accounting principles generally accepted in India, of the state of affairs of the Company as at March 31, 2020, its profit including other comprehensive income, its cash flows and the changes in equity for the year ended on that date.

Basis for Opinion

We conducted our audit of the Ind AS financial statements in accordance with the Standards on Auditing (SAs), as specified under Section 143(10) of the Act. Our responsibilities under those Standards are further described in the 'Auditor's Responsibilities for the Audit of the Ind AS Financial Statements' section of our report. We are independent of the Company in accordance with the 'Code of Ethics' issued by the Institute of Chartered Accountants of India together with the ethical requirements that are relevant to our audit of the financial statements under the provisions of the Act and the Rules thereunder, and we have fulfilled our other ethical responsibilities in accordance with these requirements and the Code of Ethics. We believe that the audit evidence we have obtained is sufficient and appropriate to provide a basis for our audit opinion on the Ind AS financial statements.

Emphasis of Matter

We draw attention to Note 40 of the Ind AS financial statements, which describes Management's assessment of the impact of uncertainties caused by COVID-19 pandemic and its consequential impact it may have on the operations of the Company. Our opinion is not modified in respect of this matter.

Other Information

The Company's Board of Directors is responsible for the other information. The other information comprises the information included in the Director's Report, but does not include the Ind AS financial statements and our auditor's report thereon.

Our opinion on the Ind AS financial statements does not cover the other information and we do not express any form of assurance conclusion thereon.

In connection with our audit of the Ind AS financial statements, our responsibility is to read the other information and, in doing so, consider whether such other information is materially inconsistent with the financial statements or our knowledge obtained in the audit or otherwise appears to be materially misstated. If, based on the work we have performed, we conclude that there is a material misstatement of this other information, we are required to report that fact. We have nothing to report in this regard.



Responsibility of Management for the Ind AS Financial Statements

The Company's Board of Directors is responsible for the matters stated in section 134(5) of the Act with respect to the preparation of these Ind AS financial statements that give a true and fair view of the financial position, financial performance including other comprehensive income, cash flows and changes in equity of the Company in accordance with the accounting principles generally accepted in India, including the Indian Accounting Standards (Ind AS) specified under section 133 of the Act, read with the Companies (Indian Accounting Standards) Rules, 2015, as amended. This responsibility also includes maintenance of adequate accounting records in accordance with the provisions of the Act for safeguarding of the assets of the Company and for preventing and detecting frauds and other irregularities; selection and application of appropriate accounting policies; making judgments and estimates that are reasonable and prudent; and the design, implementation and maintenance of adequate internal financial control, that were operating effectively for ensuring the accuracy and completeness of the accounting records, relevant to the preparation and presentation of the Ind AS financial statements that give a true and fair view and are free from material misstatement, whether due to fraud or error.

In preparing the Ind AS financial statements, Management is responsible for assessing the Company's ability to continue as a going concern, disclosing, as applicable, matters related to going concern and using the going concern basis of accounting unless Management either intends to liquidate the Company or to cease operations, or has no realistic alternative but to do so.

Those Board of Directors are also responsible for overseeing the Company's financial reporting process.

Auditor's Responsibilities for the Audit of the Ind AS Financial Statements

Our objectives are to obtain reasonable assurance about whether the Ind AS financial statements as a whole are free from material misstatement, whether due to fraud or error, and to issue an auditor's report that includes our opinion. Reasonable assurance is a high level of assurance, but is not a guarantee that an audit conducted in accordance with SAs will always detect a material misstatement when it exists. Misstatements can arise from fraud or error and are considered material if, individually or in the aggregate, they could reasonably be expected to influence the economic decisions of users taken on the basis of these Ind AS financial statements.

As part of an audit in accordance with SAs, we exercise professional judgment and maintain professional skepticism throughout the audit. We also:

- Identify and assess the risks of material misstatement of the Ind AS financial statements, whether due to fraud or error, design and perform audit procedures responsive to those risks, and obtain audit evidence that is sufficient and appropriate to provide a basis for our opinion. The risk of not detecting a material misstatement resulting from fraud is higher than for one resulting from error, as fraud may involve collusion, forgery, intentional omissions, misrepresentations, or the override of internal control.
- Obtain an understanding of internal control relevant to the audit in order to design audit procedures that are appropriate in the circumstances. Under section 143(3)(i) of the Act, we are also responsible for expressing our opinion on whether the Company has adequate internal financial controls system in place and the operating effectiveness of such controls.
- Evaluate the appropriateness of accounting policies used and the reasonableness of accounting estimates and related disclosures made by Management.
- Conclude on the appropriateness of Management's use of the going concern basis of accounting and, based on the audit evidence obtained, whether a material uncertainty exists related to events or conditions that may cast significant doubt on the Company's ability to continue as a going



concern. If we conclude that a material uncertainty exists, we are required to draw attention in our auditor's report to the related disclosures in the financial statements or, if such disclosures are inadequate, to modify our opinion. Our conclusions are based on the audit evidence obtained up to the date of our auditor's report. However, future events or conditions may cause the Company to cease to continue as a going concern.

- Evaluate the overall presentation, structure and content of the Ind AS financial statements, including the disclosures, and whether the Ind AS financial statements represent the underlying transactions and events in a manner that achieves fair presentation.

We communicate with Board of Directors regarding, among other matters, the planned scope and timing of the audit and significant audit findings, including any significant deficiencies in internal control that we identify during our audit.

We also provide those Board of Directors with a statement that we have complied with relevant ethical requirements regarding independence, and to communicate with them all relationships and other matters that may reasonably be thought to bear on our independence, and where applicable, related safeguards.

Report on Other Legal and Regulatory Requirements

1. As required by the Companies (Auditor's Report) Order, 2016 ("the Order"), issued by the Central Government of India in terms of sub-section (11) of Section 143 of the Act, we give in the "Annexure 1" a statement on the matters specified in paragraphs 3 and 4 of the Order.
2. As required by Section 143(3) of the Act, we report that:
 - (a) We have sought and obtained all the information and explanations which to the best of our knowledge and belief were necessary for the purposes of our audit;
 - (b) In our opinion, proper books of account as required by law have been kept by the Company so far as it appears from our examination of those books;
 - (c) The Balance Sheet, the Statement of Profit and Loss including the Statement of Other Comprehensive Income, the Cash Flow Statement and Statement of Changes in Equity dealt with by this Report are in agreement with the books of account;
 - (d) In our opinion, the aforesaid Ind AS financial statements comply with the Accounting Standards specified under Section 133 of the Act, read with Companies (Indian Accounting Standards) Rules, 2015, as amended;
 - (e) On the basis of the written representations received from the directors as on March 31, 2020 taken on record by the Board of Directors, none of the directors is disqualified as on March 31, 2020 from being appointed as a director in terms of Section 164 (2) of the Act;
 - (f) With respect to the adequacy of the internal financial controls over financial reporting of the Company with reference to these Ind AS financial statements and the operating effectiveness of such controls, refer to our separate Report in "Annexure 2" to this report;
 - (g) There are no transactions on which the provisions of Section 197 read with schedule V of the Companies Act, 2013 are applicable to the Company for the year ended March 31, 2020;
 - (h) With respect to the other matters to be included in the Auditor's Report in accordance with Rule 11 of the Companies (Audit and Auditors) Rules, 2014, as amended in our opinion and to the best of our information and according to the explanations given to us:




S.R. BATLIBOI & ASSOCIATES LLP

Chartered Accountants

12th Floor
"UB City" Canberra Block
No. 24, Vittal Mallya Road
Bengaluru - 560 001, India
Tel : +91 80 6648 9000

- i. The Company has disclosed the impact of pending litigations on its financial position in its Ind AS financial statements – Refer Note 34 to the Ind AS financial statements;
- ii. The Company did not have any long-term contracts including derivative contracts for which there were any material foreseeable losses
- iii. There were no amounts which were required to be transferred to the Investor Education and Protection Fund by the Company

For S.R. Batliboi & Associates LLP
Chartered Accountants
ICAI Firm Registration Number: 101049W/E300004


per Sanil Gaggar
Partner

Membership Number: 104315
UDIN: 20104315AAAABH3804
Place of Signature: Bengaluru
Date: June 22, 2020



Annexure 1 referred to in paragraph 1 under the heading "Report on Other Legal and Regulatory Requirements" of our report of even date

Re: AXISCADES Aerospace & Technologies Private Limited ('the Company')

- (i) (a) The Company has maintained proper records showing full particulars, including quantitative details and situation of property, plant and equipment.
- (b) All Property, plant and equipment have not been physically verified by the Management during the year but there is a regular programme of verification which, in our opinion, is reasonable having regard to the size of the Company and the nature of its assets. No material discrepancies were noticed on such verification.
- (c) According to the information and explanations given by the Management, there are no immovable properties, included in property, plant and equipment of the Company and accordingly, the requirements under clause 3(i) (c) of the Order are not applicable to the Company.
- (ii) The Management has conducted physical verification of inventory at reasonable intervals during the year and no material discrepancies were noticed on such physical verification.
- (iii) (a) The Company has granted loan to a company covered in the register maintained under Section 189 of the Companies Act, 2013. In our opinion and according to the information and explanations given to us, the terms and conditions of the grant of such loans are not prejudicial to the Company's interest.
- (b) The Company has granted loan to a company covered in the register maintained under Section 189 of the Companies Act, 2013. The schedule of repayment of principal and payment of interest has been stipulated for the loan which are not due and thus, there has been no default on the principal and interest payments of the party to whom the money has been lent; and
- (c) There is no amount out of the loan granted to company in the register maintained under Section 189 of the Companies Act, 2013 which are overdue for more than ninety days.
- (iv) In our opinion and according to the information and explanations given to us, provisions of Section 185 and 186 of the Companies Act 2013 in respect of loans to directors including entities in which they are interested and in respect of loans and advances given, investments made and, guarantees, and securities given have been complied with by the Company.
- (v) The Company has not accepted any deposits within the meaning of Sections 73 to 76 of the Companies Act, 2013 and the Companies (Acceptance of Deposits) Rules, 2014 (as amended). Accordingly, the provisions of clause 3(v) of the Order are not applicable.
- (vi) To the best of our knowledge and as explained, the Central Government has not specified the maintenance of cost records under Section 148(1) of the Companies Act, 2013, for the products and services of the Company.
- (vii) (a) Undisputed statutory dues including provident fund, employees' state insurance, income tax, sales-tax, service tax, duty of custom, duty of excise, value added tax, goods and service tax, cess and other statutory dues have generally been regularly deposited with the appropriate authorities though there has been delays in case of remittances of income tax, tax deducted at source and goods and service tax.
- (b) According to the information and explanations given to us, no undisputed amounts payable in respect of provident fund, employees' state insurance, service tax, sales-tax, duty of custom, duty of excise, value added tax, goods and service tax, cess and other statutory dues were outstanding, at the year end, for a period of more than six months from the date they became payable except in case of income tax payable as mentioned below:



S.R. BATLIBOI & ASSOCIATES LLP

Chartered Accountants

Name of the statute	Nature of the dues	Amount (Rs)	Period to which the amount relates	Due Date	Date of Payment
Income Tax Act, 1961	Income tax	1,785,061	F.Y.2019-20	15 June, 2019	Not yet paid
Income Tax Act, 1961	Income tax	3,570,123	F.Y.2019-20	15 September, 2019	Not yet paid

(c) According to the records of the Company and the information and explanation given to us, there are no dues of duty of excise, duty of customs, Sales Tax, Value Added Tax, Goods and Service Tax and cess on account of dispute. The disputed dues on account of Income Tax and Service Tax are as follows:

Name of the statute	Nature of the dues	Amount (Rs)	Period to which the amount relates	Payment Made under Protest	Forum where the dispute is pending
Income Tax Act, 1961	Income related to unclaimed TDS credit	Rs.57,360,234	F.Y.2013-14	-	The Income Tax Appellate Tribunal
Income Tax Act, 1961	Income Tax and interest u/s 234B	Rs.15,788,550	F.Y.2014-15	-	Deputy Commissioner of Income Tax
Finance Act, 1994	Availment of Cenvat credit	Rs.14,387,040	F.Y.2012-15	Rs.1,079,028	Joint Commissioner of Central Tax
Finance Act, 1994	Service Tax on Business Auxiliary Services	Rs.10,579,541	F.Y.2008-15	Rs.8,441,434	Joint Commissioner of Central Tax
Finance Act, 1994	Availment of Cenvat credit	Rs.3,659,075	F.Y.2014-16	Rs.274,431	Assistant Commissioner of Central Tax

- (viii) In our opinion and according to the information and explanations given by the Management, the Company has not defaulted in repayment of loans or borrowing to banks. The Company did not have any loans or borrowing from any financial institution or government or dues to debenture holders during the year.
- (ix) According to the information and explanations given by the Management, the Company has not raised any money by way of initial public offer/further public offer/debt instruments. In our opinion and according to the information and explanations given by the Management, the Company has utilized the monies raised by way of term loans for the purpose for which it was obtained.
- (x) Based upon the audit procedures performed for the purpose of reporting the true and fair view of the Ind AS financial statements and according to the information and explanations given by the Management, we report that no fraud by the Company or no fraud on the Company by the officers and employees of the Company has been noticed or reported during the year.
- (xi) According to the information and explanations given by the Management, there are no transactions on which the provisions of Section 197 read with schedule V of the Companies Act, 2013 are applicable and hence, reporting under clause 3(xi) is not applicable and hence not commented upon.
- (xii) In our opinion, the Company is not a nidhi company. Therefore, the provisions of clause 3(xii) of the order are not applicable to the Company and hence not commented upon.
- (xiii) According to the information and explanations given by the Management, transactions with the related parties are in compliance with Section 188 of Companies Act, 2013 where applicable and the details have




S.R. BATLIBOI & ASSOCIATES LLP

Chartered Accountants

been disclosed in the notes to the Ind AS financial statements, as required by the applicable accounting standards. The provisions of Section 177 are not applicable to the Company and accordingly reporting under clause 3(xiii) insofar as it relates to Section 177 of the Companies Act, 2013 is not applicable to the Company and hence not commented upon.

- (xiv) According to the information and explanations given to us and on an overall examination of the balance sheet, the Company has not made any preferential allotment or private placement of shares or fully or partly convertible debentures during the year under review and hence, reporting requirements under clause 3(xiv) are not applicable to the Company and, hence not commented upon.
- (xv) According to the information and explanations given by the Management, the Company has not entered into any non-cash transactions with directors or persons connected with him as referred to in Section 192 of Companies Act, 2013.
- (xvi) According to the information and explanations given to us, the provisions of Section 45-IA of the Reserve Bank of India Act, 1934 are not applicable to the Company.

For S.R. Batliboi & Associates LLP
Chartered Accountants
ICAI Firm Registration Number: 101049W/E300004


per Sumi Gaggar
Partner
Membership Number: 104315
UDIN: 20104315AAAABH3804
Place of Signature: Bengaluru
Date: June 22, 2020



ANNEXURE 2 TO THE INDEPENDENT AUDITOR'S REPORT OF EVEN DATE ON THE IND AS FINANCIAL STATEMENTS OF AXISCADES AEROSPACE & TECHNOLOGIES PRIVATE LIMITED**Report on the Internal Financial Controls under Clause (i) of Sub-section 3 of Section 143 of the Companies Act, 2013 ("the Act")**

We have audited the internal financial controls over financial reporting of AXISCADES Aerospace & Technologies Private Limited ("the Company") as of March 31, 2020 in conjunction with our audit of the Ind AS financial statements of the Company for the year ended on that date.

Management's Responsibility for Internal Financial Controls

The Company's Management is responsible for establishing and maintaining internal financial controls based on the internal control over financial reporting criteria established by the Company considering the essential components of internal control stated in the Guidance Note on Audit of Internal Financial Controls Over Financial Reporting issued by the Institute of Chartered Accountants of India. These responsibilities include the design, implementation and maintenance of adequate internal financial controls that were operating effectively for ensuring the orderly and efficient conduct of its business, including adherence to the Company's policies, the safeguarding of its assets, the prevention and detection of frauds and errors, the accuracy and completeness of the accounting records, and the timely preparation of reliable financial information, as required under the Companies Act, 2013.

Auditor's Responsibility

Our responsibility is to express an opinion on the Company's internal financial controls over financial reporting with reference to these Ind AS financial statements based on our audit. We conducted our audit in accordance with the Guidance Note on Audit of Internal Financial Controls Over Financial Reporting (the "Guidance Note") and the Standards on Auditing as specified under Section 143(10) of the Companies Act, 2013, to the extent applicable to an audit of internal financial controls and, both issued by the Institute of Chartered Accountants of India. Those Standards and the Guidance Note require that we comply with ethical requirements and plan and perform the audit to obtain reasonable assurance about whether adequate internal financial controls over financial reporting with reference to these Ind AS financial statements was established and maintained and if such controls operated effectively in all material respects.

Our audit involves performing procedures to obtain audit evidence about the adequacy of the internal financial controls over financial reporting with reference to these Ind AS financial statements and their operating effectiveness. Our audit of internal financial controls over financial reporting included obtaining an understanding of internal financial controls over financial reporting with reference to these Ind AS financial statements, assessing the risk that a material weakness exists, and testing and evaluating the design and operating effectiveness of internal control based on the assessed risk. The procedures selected depend on the auditor's judgement, including the assessment of the risks of material misstatement of the Ind AS financial statements, whether due to fraud or error.

We believe that the audit evidence we have obtained is sufficient and appropriate to provide a basis for our audit opinion on the internal financial controls over financial reporting with reference to these Ind AS financial statements.

Meaning of Internal Financial Controls Over Financial Reporting with reference to these Ind AS Financial Statements

A Company's internal financial control over financial reporting with reference to these Ind AS financial statements is a process designed to provide reasonable assurance regarding the reliability of financial reporting and the preparation of Ind AS financial statements for external purposes in accordance with generally accepted accounting principles. A Company's internal financial control over financial reporting with reference to these Ind AS financial statements includes those policies and procedures that (1) pertain to the maintenance of records that, in reasonable detail, accurately and fairly reflect the transactions and dispositions of the assets of the Company;



S.R. BATLIBOI & ASSOCIATES LLP

Chartered Accountants

(2) provide reasonable assurance that transactions are recorded as necessary to permit preparation of Ind AS financial statements in accordance with generally accepted accounting principles, and that receipts and expenditures of the company are being made only in accordance with authorisations of Management and directors of the Company; and (3) provide reasonable assurance regarding prevention or timely detection of unauthorised acquisition, use, or disposition of the Company's assets that could have a material effect on the Ind AS financial statements.

Inherent Limitations of Internal Financial Controls Over Financial Reporting with reference to these Ind AS Financial Statements

Because of the inherent limitations of internal financial controls over financial reporting with reference to these Ind AS financial statements, including the possibility of collusion or improper management override of controls, material misstatements due to error or fraud may occur and not be detected. Also, projections of any evaluation of the internal financial controls over financial reporting with reference to these Ind AS financial statements to future periods are subject to the risk that the internal financial control over financial reporting with reference to these Ind AS financial statements may become inadequate because of changes in conditions, or that the degree of compliance with the policies or procedures may deteriorate.

Opinion

In our opinion, the Company has, in all material respects, adequate internal financial controls over financial reporting with reference to these Ind AS financial statements and such internal financial controls over financial reporting with reference to these Ind AS financial statements were operating effectively as at March 31, 2020, based on the internal control over financial reporting criteria established by the Company considering the essential components of internal control stated in the Guidance Note on Audit of Internal Financial Controls Over Financial Reporting issued by the Institute of Chartered Accountants of India.

For S.R. Batliboi & Associates LLP

Chartered Accountants

ICAI Firm Registration Number: 101049W/E300004

per Sunil Gaggar


Partner

Membership Number: 104315

UDIN: 20104315AAAABH3804

Place of Signature: Bengaluru

Date: June 22, 2020



AXISCADES Aerospace & Technologies Private Limited
Balance Sheet as at 31 March 2020
(All amounts in ₹ lakhs, unless otherwise stated)

	Note	As at 31 March 2020	As at 31 March 2019
ASSETS			
Non-current assets			
Property, plant and equipment	3	667.36	1,344.54
Intangible assets	4	2.11	3.92
Right of use assets	33	433.39	-
Financial assets			
Investments	5	10,634.78	10,634.78
Loans	6	620.41	843.27
Other financial assets	7	344.14	330.20
Deferred tax asset, net	29	1,292.00	853.63
Non-current tax assets, net	8	645.76	673.09
Other non-current assets	9	9.05	49.91
		14,649.00	14,733.34
Current assets			
Inventories	10	426.36	1,169.59
Financial assets			
Loans	6	203.75	4.78
Trade receivables	11	3,770.66	1,884.94
Cash and cash equivalents	12	1,681.57	61.47
Bank balances other than cash and cash equivalents	13	1,150.02	1,069.18
Other financial assets	7	1,513.90	167.34
Other current assets	9	1,343.22	1,256.17
		10,089.48	5,613.47
		24,738.48	20,346.81
TOTAL ASSETS			
EQUITY AND LIABILITIES			
Equity			
Equity share capital	14	1,683.85	1,683.85
Other equity	15	9,914.32	8,645.91
		11,598.17	10,329.76
Liabilities			
Non-current liabilities			
Financial liabilities			
Borrowings	16	2,864.68	2,812.61
Lease liabilities	33	189.93	-
Provisions	18	55.80	73.49
		3,110.41	2,886.10
Current liabilities			
Financial liabilities			
Borrowings	16	2,375.92	2,250.49
Lease liabilities	33	52.65	-
Trade payables			
- Total outstanding dues of micro enterprises and small enterprises	19	-	73.78
- Total outstanding dues of creditors, other than micro enterprises and small enterprises	19	1,882.88	980.35
Other financial liabilities	17	2,277.44	1,348.46
Provisions	18	33.11	72.52
Other current liabilities	20	3,279.32	2,405.35
Liabilities for current tax (net)	21	128.58	-
		10,029.90	7,130.95
		24,738.48	20,346.81
TOTAL EQUITY AND LIABILITIES			

The accompanying notes are an integral part of the Ind AS financial statements

As per our report of even date
For S.R. Batliboi & Associates LLP
Chartered Accountants
ICAI Firm Registration number: 101049W/E300004

per Sunil Gaggar
Partner
Membership Number : 104315
Bengaluru
22 June 2020



For and on behalf of the Board of Directors of
AXISCADES Aerospace & Technologies Private Limited
CIN: U72900KA2001PTC028394

Pradeep Dadiani
Director
DIN : 00664016
Delhi
22 June 2020

Sonal Kishore Dudani
Company Secretary
Membership No. : 40415
Bengaluru
22 June 2020

Sharadhi Chandra Babupampapath
Director
DIN : 02809502
Bengaluru
22 June 2020

Arinjoy Ghosh
Chief Financial Officer

Bengaluru
22 June 2020



AXISCADES Aerospace & Technologies Private Limited
Statement of Profit and Loss for the year ended 31 March 2020
(All amounts in ₹ lakhs, unless otherwise stated)

	Note	Year ended 31 March 2020	Year ended 31 March 2019
INCOME			
Revenue from contracts with customers	22	9,679.99	3,597.14
Other income	23	294.54	606.97
TOTAL INCOME		9,974.53	4,204.11
EXPENSES			
Cost of materials consumed	24	4,535.60	2,599.49
Employee benefits expense	25	1,520.01	961.99
Finance costs	26	756.80	647.78
Depreciation, amortization and impairment allowance	27	760.21	326.85
Other expenses	28	1,377.92	2,378.97
TOTAL EXPENSES		8,950.54	6,915.08
PROFIT/(LOSS) BEFORE TAX		1,023.99	(2,710.97)
Tax expense:	29		
Current tax		135.21	-
Adjustment of tax relating to earlier years		32.88	-
Deferred tax credit		(431.17)	(173.41)
PROFIT/(LOSS) AFTER TAX		1,287.07	(2,537.56)
Other comprehensive income (OCI)			
Items that will not be reclassified into Statement of Profit and Loss in subsequent periods:			
a) Remeasurement gains in defined benefit plans (refer note 35)		14.32	4.67
b) Income tax effect on above		(3.98)	(1.30)
Net other comprehensive income not to be reclassified to profit or loss in the subsequent periods		10.34	3.37
Items that will be reclassified into Statement of Profit or Loss in the subsequent periods			
a) Loss on cash flow hedges		(40.18)	(87.75)
b) Income tax effect on above		11.18	24.41
Net other comprehensive loss to be reclassified to Statement of Profit or Loss in subsequent periods		(29.00)	(63.34)
Other comprehensive loss for the year, net of tax		(18.66)	(59.97)
Total comprehensive income/(loss) for the year, net of tax		1,268.41	(2,597.53)
Earning per share (in ₹) [Nominal value of share ₹ 10 (31 March, 2019: ₹ 10)]			
Basic and diluted	30	7.64	(15.07)

The accompanying notes are an integral part of the Ind AS financial statements

As per our report of even date
For S.R. Batliboi & Associates LLP
Chartered Accountants
ICAI Firm Registration number: 101049W/E300004

per Sunil Gaggar
Partner
Membership Number : 104315
Bengaluru
22 June 2020



For and on behalf of the Board of Directors of
AXISCADES Aerospace & Technologies Private Limited
CIN: U72900KA2001PTC028394

Pradeep Dadlani
Pradeep Dadlani
Director
DIN : 00664016
Delhi
22 June 2020

Sonal Kishore Dudani
Sonal Kishore Dudani
Company Secretary
Membership No. : 40415
Bengaluru
22 June 2020

Sharadhi Chandra Babupampapathy
Sharadhi Chandra Babupampapathy
Director
DIN : 02809502
Bengaluru
22 June 2020

Arinjoy Ghosh
Arinjoy Ghosh
Chief Financial Officer
Bengaluru
22 June 2020



AXISCADES Aerospace & Technologies Private Limited
Statement of Cash Flows for the year ended 31 March 2020

(All amounts in ₹ lakhs, unless otherwise stated)

	Year ended 31 March 2020	Year ended 31 March 2019
A Cash flow from operating activities		
Profit/(Loss) before tax	1,023.99	(2,710.97)
Adjustment to reconcile profit/(loss) before tax to net cash flow :		
Depreciation, amortization and impairment allowance	760.21	326.85
Profit on sale of property, plant and equipment	(8.30)	-
Interest income (Including fair value change in financial instrument)	(196.52)	(243.70)
Fair value gain on financial instruments at fair value through profit or loss	(54.35)	-
Warranty/Liabilities no longer required written back	(32.02)	(217.83)
Net unrealised foreign exchange loss	366.44	236.22
Provision for slow, non-moving and obsolete inventories	119.64	268.32
Provision for receivables for capital goods and trade receivables	272.68	234.43
Interest provision on delayed payment of income tax	9.58	-
Bad debts	11.35	-
Receivables for capital goods written off	45.68	-
Finance costs (including fair value change in financial instruments)	756.80	647.78
Operating profit/(loss) before working capital changes	3,075.18	(1,458.90)
Movements in working capital		
Decrease/(increase) in inventories	623.59	(23.32)
Decrease/(increase) in loans	(105.96)	197.54
Decrease/(increase) in trade receivables	(1,795.15)	(61.66)
Decrease/(increase) in other assets	(1,473.48)	(396.78)
Increase/(decrease) in trade payables and other liabilities	2,167.63	2,071.18
Increase/(decrease) in provisions	(42.78)	(14.02)
Cash generated from operating activities	2,449.03	314.04
Direct taxes paid (net of refunds)	(21.76)	(21.92)
Net cash generated in operating activities (A)	2,427.27	292.12
B Cash flow from investing activities		
Purchase of property, plant and equipment, intangible assets and capital work-in-progress	(6.31)	(853.83)
Intercorporate deposit (given)/taken	(6.06)	(175.82)
Proceeds/(Investment) in fixed deposits	(13.94)	1,705.86
Proceeds from sale of property, plant and equipment	33.78	445.00
Interest received	16.87	169.24
Net cash generated from investment activities (B)	24.34	1,290.45
C Cash flow from financing activities		
Proceeds/(repayment) from borrowings (net)	(108.04)	(1,043.64)
Interest paid	(663.47)	(538.38)
Payment of principal portion of lease liabilities	(36.76)	-
Interest payment on lease liabilities	(23.24)	-
Net cash used in financing activities (C)	(831.51)	(1,582.02)
Net increase in cash and cash equivalents (A+B+C)	1,620.10	0.55
Cash and cash equivalents as at beginning of the year (refer note 12)	61.47	60.92
Cash and cash equivalents as at end of the year (refer note 12)	1,681.57	61.47

The accompanying notes are integral part of Ind AS financial statements

As per our report of even date
For S.R. Battiboi & Associates LLP
Chartered Accountants
ICAI Firm Registration number: 101049W/E300004

per Sunil Gaggar
Partner
Membership Number : 104315
Bengaluru
22 June 2020



For and on behalf of the Board of Directors of
AXISCADES Aerospace & Technologies Private Limited
CIN: U72900KA2001PTC028394

Pradeep Dadlani
Director
DIN : 00664016
Delhi
22 June 2020

Sonal Kishore Dudani
Company Secretary
Membership No. : 40415
Bengaluru
22 June 2020

Sharadhi Chandra Babupampapathy
Director
DIN : 02809502
Bengaluru
22 June 2020

Arinjoy Ghosh
Chief Financial Officer
Bengaluru
22 June 2020



AXISCADES Aerospace & Technologies Private Limited
Statement of Changes in Equity for the year ended 31 March 2020
(All amounts in ₹ lakhs, unless otherwise stated)

A. Equity share capital

Particulars

Equity shares of ₹ 10 each (31 March, 2019 : ₹ 10 each), fully paid up

As at 01 April 2018

Add: Issued and subscribed during the year

As at 31 March 2019

Add: Issued and subscribed during the year

As at 31 March 2020

	Number (absolute)	Amount
As at 01 April 2018	16,838,512	1,683.85
Add: Issued and subscribed during the year	-	-
As at 31 March 2019	16,838,512	1,683.85
Add: Issued and subscribed during the year	-	-
As at 31 March 2020	16,838,512	1,683.85

B. Other equity (refer note 15)

Particulars	Reserves and Surplus			Items of OCI		Total
	Securities premium	Retained earnings	Capital contribution reserve	Hedge Reserve	Other items of other comprehensive Income/(loss)	
Balance as at 01 April 2018	9,320.16	1,822.90	117.15	-	(16.77)	11,243.44
Loss for the year	-	(2,537.56)	-	-	-	(2,537.56)
Fair value of changes on derivative instruments, net of tax	-	-	-	(63.34)	-	(63.34)
Remesurement of defined benefit plan, net of tax	-	-	-	-	3.37	3.37
Total comprehensive income	-	(2,537.56)	-	(63.34)	3.37	(2,597.53)
Balance as at 31 March 2019	9,320.16	(714.66)	117.15	(63.34)	(13.40)	8,645.91
Profit for the year	-	1,287.07	-	-	-	1,287.07
Fair value of changes on derivative instruments, net of tax	-	-	-	(29.00)	-	(29.00)
Remesurement of defined benefit plan, net of tax	-	-	-	-	10.34	10.34
Total comprehensive income	-	1,287.07	-	(29.00)	10.34	1,268.41
Balance as at 31 March 2020	9,320.16	572.41	117.15	(92.34)	(3.06)	9,914.32

The accompanying notes are an integral part of the Ind AS financial statements

As per our report of even date

For S.R. Batliboi & Associates LLP

Chartered Accountants

ICAI Firm Registration number: 101049W/E300004

per Sunil Gaggar

Partner

Membership Number : 104315

Bengaluru

22 June 2020



For and on behalf of the Board of Directors of
AXISCADES Aerospace & Technologies Private Limited
CIN: U72900KA2001PTC028394

Pradeep Dadlani

Director

DIN : 00664016

Delhi

22 June 2020

Sonal Kishore Dudani

Company Secretary

Membership No. : 40415

Bengaluru

22 June 2020

Sharadhi Chandra Babupampapathy

Director

DIN : 02809502

Bengaluru

22 June 2020

Arinjoy Ghosh

Chief Financial Officer

Bengaluru

22 June 2020



AXISCADES Aerospace & Technologies Private Limited
Notes to financial statements for the year ended 31 March, 2020

(All amounts in ₹ lakhs, unless otherwise stated)

1 General Information:

AXISCADES Aerospace & Technologies Private Limited ('the Company') was incorporated under the provisions of the Companies Act, 1956 ('the Act') on 3 January 2001. The Company is engaged in system integration activities for defense & offsets business. The Company is partnering with major original equipment manufacturers (OEM's) in the areas of strategic electronics, avionics, radar data processing and electronic warfare etc.

During the year ended 31 March 2017, pursuant to the approval by the Hon'ble Court of Karnataka on 4 November 2016 of scheme of amalgamation under Section 391 to 394 of the Companies Act, 1956 for the amalgamation of Indian Aviation Training Institute Private Limited ('IAT') with AXISCADES Engineering Technologies Limited ('ACETL'), with effect from 1 April 2016, appointed date, the Company has become a 100% wholly owned subsidiary of ACETL, a listed company for trading on the National Stock Exchange of India Limited and BSE Limited in India.

The registered office of the Company is "Vaswani Centropolis, Langford Road, Bangalore - 560027, Karnataka, India"

2 (i) Summary of significant accounting policies

(a) Basis of accounting and preparation

The financial statements have been prepared in accordance with Indian Accounting Standards (Ind AS) prescribed under the Section 133 of the Companies Act, 2013 read with rule 3 of the Companies (Indian Accounting Standards) Rules, 2015 as amended from time to time. The aforesaid financial statements have been approved by the Board of Directors in the meeting held on 22 June, 2020.

The Financial Statements have been prepared on the historical cost basis, except for certain financial instruments which are measured at fair values at the end of each reporting period, as explained in the accounting policies below.

The financial statements are presented in ₹ and all values are rounded to the nearest lakh (₹ 00,000), except when otherwise indicated.

(b) Changes in accounting policies and disclosures

New and amended standards

The Company applied Ind AS 116 Leases for the first time. The nature and effect of the changes as a result of adoption of this new accounting standard is described below.

Several other amendments apply for the first time for the year ending 31 March 2020, but do not have an impact on the financial statements of the Company. The Company has not early adopted any standards, amendments that have been issued but are not yet effective/notified.

(i) Ind AS 116: Leases

Ind AS 116 supersedes Ind AS 17 Leases including its appendices (appendix C of Ind AS 17 determining whether an arrangement contains a lease, appendix A of Ind AS 17 operating leases-incentives and appendix B of Ind AS 17 evaluating the substance of transactions involving the legal form of a lease). The standard sets out the principles for the recognition, measurement, presentation and disclosure of leases and requires lessees to recognise most leases on the balance sheet.

Lessor accounting under Ind AS 116 is substantially unchanged from Ind AS 17. Lessors will continue to classify leases as either operating or finance leases using similar principles as in Ind AS 17. Therefore, Ind AS 116 does not have an impact for leases where the Company is the lessor.

The Company adopted Ind AS 116 using the modified retrospective method of adoption, with the date of initial application on 01 April, 2019. Under this method, the standard is applied retrospectively with the cumulative effect of initially applying the standard recognised at the date of initial application. The Company adopted Ind AS 116 using the modified retrospective method of adoption, with the date of initial application on 01 April, 2019. Under this method, the standard is applied retrospectively with the cumulative effect of initially applying the standard recognised at the date of initial application. The Company elected to use the transition practical expedient to not reassess whether a contract is, or contains, a lease at 01 April, 2019. Instead, the Company applied the standard only to contracts that were previously identified as leases applying Ind AS 17 and appendix C of Ind AS 17 at the date of initial application. The Company also elected to use the recognition exemptions for lease contracts that, at the commencement date, have a lease term of 12 months or less and do not contain a purchase option (short-term leases), and lease contracts for which the underlying asset is of low value (low-value assets).

The effect of adoption of Ind AS 116 is as follows:

Impact on balance sheet (increase/(decrease)):

	(Rs. In Lakhs)
	April 01, 2019
Assets	
Right-of-use asset	518.84
Equity	
Retained earnings	-
Liabilities	
Lease liability	279.34

Before the adoption of Ind AS 116, the Company classified each of its leases (as lessee) at the inception date as either a finance lease or an operating lease. Refer to note 2 (i) (k) Leases for the accounting policy prior to 01 April 2019.

Upon adoption of Ind AS 116, the Company applied a single recognition and measurement approach for all leases for which it is the lessee, except for short-term leases, leases of low-value assets and variable lease. Refer to note 2 (i)(k) Leases for the accounting policy beginning 01 April 2019. The right-of-use assets for most leases were recognised based on the carrying amount as if the standard had always been applied, apart from the use of incremental borrowing rate at the date of initial application. Lease liabilities were recognised based on the present value of the remaining lease payments, discounted using the incremental borrowing rate at the date of initial application.

The Company also applied the available practical expedients wherein it:

- Used a single discount rate to a portfolio of leases with reasonably similar characteristics
- Relied on its assessment of whether leases are onerous immediately before the date of initial application
- Applied the short-term leases exemptions to leases with lease term that ends within 12 months of the date of initial application
- Excluded the initial direct costs from the measurement of the right-of-use asset at the date of initial application

(ii) Appendix C to Ind AS 12: Uncertainty over income tax treatment

The appendix addresses the accounting for income taxes when tax treatments involve uncertainty that affects the application of Ind AS 12 Income Taxes. It does not apply to taxes or levies outside the scope of Ind AS 12, nor does it specifically include requirements relating to interest and penalties associated with uncertain tax treatments. The Appendix specifically addresses the following:



AXISCADES Aerospace & Technologies Private Limited
Notes to financial statements for the year ended 31 March, 2020

(All amounts in ₹ lakhs, unless otherwise stated)

- Whether an entity considers uncertain tax treatments separately
- The assumptions an entity makes about the examination of tax treatments by taxation authorities
- How an entity determines taxable profit (tax loss), tax bases, unused tax losses, unused tax credits and tax rates
- How an entity considers changes in facts and circumstances

The Company determines whether to consider each uncertain tax treatment separately or together with one or more other uncertain tax treatments and uses the approach that better predicts the resolution of the uncertainty.

The Company applies significant judgement in identifying uncertainties over income tax treatments. The Appendix did not have an impact on the financial statements of the Company.

(iii) Amendment to Ind AS 19: Plan amendment, curtailment or settlement

The amendments to Ind AS 19 address the accounting when a plan amendment, curtailment or settlement occurs during a reporting period. The amendments specify that when a plan amendment, curtailment or settlement occurs during the annual reporting period, an entity is required to determine the current service cost for the remainder of the period after the plan amendment, curtailment or settlement, using the actuarial assumptions used to remeasure the net defined benefit liability (asset) reflecting the benefits offered under the plan and the plan assets after that event. An entity is also required to determine the net interest for the remainder of the period after the plan amendment, curtailment or settlement using the net defined benefit liability (asset) reflecting the benefits offered under the plan and the plan assets after that event, and the discount rate used to remeasure that net defined benefit liability (asset).

The amendments had no impact on the financial statements of the Company as it did not have any plan amendments, curtailments, or settlements during the period.

c Use of judgements, estimates & assumptions

The preparation of the financial statements requires management to make judgements, estimates and assumptions that affect the reported amounts of revenues, expenses, assets and liabilities, and the accompanying disclosures, and the disclosure of contingent liabilities. Uncertainty about these assumptions and estimates could result in outcomes that require a material adjustment to the carrying amount of assets or liabilities affected in future periods.

Significant management judgements

The following are significant management judgements in applying the accounting policies of the Company that have the most significant effect on the financial statements.

Recognition of deferred tax assets

The extent to which deferred tax assets can be recognised is based on an assessment of the probability that future taxable income will be available against which the deductible temporary differences and tax loss carry forward can be utilised. In addition, significant judgement is required in assessing the impact of any legal or economic limits or uncertainties in various tax jurisdictions.

Capitalisation of internally developed intangible assets

Distinguishing the research and development phases of a new customised project and determining whether the recognition requirements for the capitalisation of development costs are met requires judgement. After capitalisation, management monitors whether the recognition requirements continue to be met and whether there are any indicators that capitalised costs may be impaired.

Evaluation of indicators for impairment of assets

The evaluation of applicability of indicators of impairment of assets requires assessment of several external and internal factors which could result in deterioration of recoverable amount of the assets. In assessing impairment, management estimates the recoverable amount of each asset or cash generating units based on expected future cash flows and uses an interest rate to discount them. Estimation uncertainty relates to assumptions about future operating results and the determination of a suitable discount rate.

Recoverability of advances / receivables

At each balance sheet date, based on historical default rates observed over expected life, the management assesses the expected credit loss on outstanding receivables and advances.

Useful lives of depreciable / amortisable assets

Management reviews its estimate of the useful lives of depreciable / amortisable assets at each reporting date, based on the expected utility of the assets. Uncertainties in these estimates relate to technical and economic obsolescence that may change the utility of certain items of property, plant and equipment.

Defined benefit obligation (DBO)

Management's estimate of the DBO is based on a number of critical underlying assumptions such as standard rates of inflation, medical cost trends, mortality, discount rate and anticipation of future salary increases. Variation in these assumptions may significantly impact the DBO amount and the annual defined benefit expenses.

Fair value measurements

Management applies valuation techniques to determine the fair value of financial instruments (where active market quotes are not available) and non-financial assets. This involves developing estimates and assumptions consistent with how market participants would price the instrument. Management bases its assumptions on observable data as far as possible but this is not always available. In that case management uses the best information available. Estimated fair values may vary from the actual prices that would be achieved in an arm's length transaction at the reporting date.

Provision for litigations and contingencies

The provision for litigations and contingencies are determined based on evaluation made by the management of the present obligation arising from past events the settlement of which is expected to result in outflow of resources embodying economic benefits, which involves judgements around estimating the ultimate outcome of such past events and measurement of the obligation amount.

Provision for warranty

The Company, in the usual course of sale of its products, gives warranties on certain products and services, undertaking to repair or replace the items that fail to perform satisfactorily during the specified warranty period. Provisions made represent the amount of expected cost of meeting such obligations of rectifications / replacements based on best estimate considering the historical warranty claim information and any recent trends that may suggest future claims could differ from historical amounts. The assumptions made in relation to the current period are consistent with those in the prior years.

Decommissioning liability

The estimated valuation of decommissioning liability are based on management's historical experience and best estimate of restoring the premises on lease in its original condition. Assumptions and judgments made by management when assessing an decommissioning liability include i) the existence of a legal obligation; ii) estimated probabilities, amounts, and timing of settlements; iii) the credit-adjusted risk-free rate to be used.



AXISCADES Aerospace & Technologies Private Limited
Notes to financial statements for the year ended 31 March, 2020

(All amounts in ₹ lakhs, unless otherwise stated)

d Current versus non-current classification

The Company presents assets and liabilities in the balance sheet based on current/ non-current classification.

An asset is treated as current when it is:

- Expected to be realized or intended to be sold or consumed in normal operating cycle
- Held primarily for the purpose of trading
- Expected to be realized within twelve months after the reporting period, or
- Cash or cash equivalent unless restricted from being exchanged or used to settle a liability for at least twelve months after the reporting period

All other assets are classified as non-current.

A liability is current when:

- It is expected to be settled in normal operating cycle
- It is held primarily for the purpose of trading
- It is due to be settled within twelve months after the reporting period, or
- There is no unconditional right to defer the settlement of the liability for at least twelve months after the reporting period

All other liabilities are classified as non-current.

The operating cycle is the time between the acquisition of assets for processing and their realization in cash and cash equivalents. The Company has evaluated and considered its operating cycle as 12 months.

Deferred tax assets/ liabilities are classified as non-current assets/ liabilities.

e Property, plant and equipment

Property, plant and equipment are stated at cost, less accumulated depreciation and impairment, if any. Costs directly attributable to acquisition are capitalised until the property, plant and equipment are ready for use, as intended by management. The present value of the expected cost for the decommissioning of an asset after its use is included in the cost of respective asset if the recognition criteria for a provision are met.

Advances paid towards the acquisition of property, plant and equipment outstanding at each balance sheet date is classified as capital advances under other non-current assets and the cost of assets not put to use before such date are disclosed under 'Capital work-in-progress'. Subsequent expenditures relating to property, plant and equipment is capitalised only when it is probable that future economic benefits associated with these will flow to the Company and the cost of the item can be measured reliably.

The cost and related accumulated depreciation are eliminated from the financial statements upon sale or retirement of the asset and the resultant gains or losses are recognised in the Statement of Profit and Loss. Assets to be disposed off are reported at the lower of the carrying value or the fair value less cost to sell.

The Company depreciates property, plant and equipment over their estimated useful lives using the straight-line method. The estimated useful lives of assets are as follows:

	Useful lives (in years)
Computers	3
Furniture and fixtures *	7
Plant & Machinery*	7
Office equipment *	7
Electrical installations *	7
Vehicles *	5

* Based on an internal assessment, the management believes that the useful lives as given above represents the period over which management expects to use the assets. Hence, the useful lives for these assets is different from the useful lives as prescribed under Part C of Schedule II of the Companies Act, 2013.

The Company has evaluated the applicability of component accounting as prescribed under Ind AS 16, Property, Plant and Equipment and Schedule II of the Companies Act, 2013, the management has not identified any significant component having different useful lives. Schedule II requires the Company to identify and depreciate significant components with different useful lives separately.

Depreciation methods, useful lives and residual values are reviewed periodically and updated as required, including at each financial year end.

Leasehold improvements are depreciated over its lease period including renewable period or estimated useful life, whichever is shorter, on a straight-line basis.

f Intangible assets

Intangible assets are recorded at the consideration paid for the acquisition of such assets and are carried at cost less accumulated amortisation and impairment. Advances paid towards the acquisition of intangible assets outstanding at each Balance Sheet date are disclosed as other non-current assets and the cost of intangible assets not ready for their intended use before such date are disclosed as intangible assets under development.

Gains or losses arising from derecognition of an intangible asset are measured as the difference between the net disposal proceeds and the carrying amount of the asset and are recognised in the Statement of Profit and Loss when the asset is derecognised.

The residual values, useful lives and methods of amortization of intangible assets are reviewed at each financial year end and adjusted prospectively, if appropriate.

The Company depreciates intangible assets over their estimated useful lives using the straight-line method. The estimated useful lives of assets are as follows:

	Useful lives (in years)
Softwares	3



AXISCADES Aerospace & Technologies Private Limited
Notes to financial statements for the year ended 31 March, 2020

(All amounts in ₹ lakhs, unless otherwise stated)

g Impairment of non financial assets

At each reporting date, the Company assesses whether there is any indication that an asset may be impaired, based on internal or external factors. If any such indication exists, the Company estimates the recoverable amount of the asset or the cash generating unit. An asset's recoverable amount is determined for an individual asset, unless the asset does not generate cash inflows that are largely independent of those from other assets or groups of assets. If such recoverable amount of the asset or cash generating unit to which the asset belongs is less than its carrying amount, the carrying amount is reduced to its recoverable amount. The reduction is treated as an impairment loss and is recognised in the Statement of Profit and Loss. If, at the reporting date there is an indication that a previously assessed impairment loss no longer exists, the recoverable amount is reassessed and the asset is reflected at the recoverable amount. Impairment losses previously recognised are accordingly reversed in the Statement of Profit and Loss.

Intangible assets that have an indefinite useful life are not subject to amortisation and are tested annually for impairment, or more frequently if events or changes in circumstances indicate that they might be impaired. Other assets are tested for impairment whenever events or changes in circumstances indicate that the carrying amount may not be recoverable.

h Revenue recognition

The Company earns revenue from contract with customer primarily from sale of goods and services.

Effective April 1, 2018, the Company has applied Ind AS 115 which establishes a comprehensive framework for determining whether, how much and when revenue is to be recognised. Ind AS 115 replaces Ind AS 18 Revenue and Ind AS 11 Construction Contracts. The effect of initially applying this standard is recognised at the date of initial application (i.e. April 1, 2018). The standard is applied retrospectively only to contracts that are not completed as at the date of initial application and the comparative information in the statement of profit and loss is not restated – i.e. the comparative information continues to be reported under Ind AS 18 and Ind AS 11. Refer Note 2(g) – Significant accounting policies – Revenue Recognition – in the annual report of the Company for the year ended March 31, 2018, for revenue recognition policy as per Ind AS 18 and Ind AS 11. The impact of adoption of the standard on the financial statements of the Company is insignificant.

The specific recognition criteria described below must also be met before revenue is recognized.

Sale of goods and services

Revenue from contracts with customers is recognised when control of the goods or services are transferred to the customer at an amount that reflects the consideration to which the Group expects to be entitled in exchange for those goods or services. The Group has generally concluded that it is the principal in its revenue arrangements, except for the agency services below, because it typically controls the goods or services before transferring them to the customer.

Variable Consideration:

Rights of return, volume discounts, or any other form of variable consideration is estimated using either the sum of probability weighted amounts in a range of possible consideration amounts (expected value), or the single most likely amount in a range of possible consideration amounts (most likely amount), depending on which method better predicts the amount of consideration realizable. Transaction price includes variable consideration only to the extent it is probable that a significant reversal of revenues recognized will not occur when the uncertainty associated with the variable consideration is resolved. Our estimates of variable consideration and determination of whether to include estimated amounts in the transaction price may involve judgment and are based largely on an assessment of our anticipated performance and all information that is reasonably available to us.

Significant financing component :

The Company receives short-term advances from its customers. Using the practical expedient in Ind AS 115, it does not adjust the promised amount of consideration for the effects of a significant financing component if it expects, at contract inception, that the period between the transfer of the promised good or service to the customer and when the customer pays for that good or service will be one year or less.

Warranty obligations

It provides warranties for general repairs of defects that existed at the time of sale, as required by law. These assurance-type warranties are accounted for under Ind AS 37 Provisions, Contingent Liabilities and Contingent Assets. Refer to the accounting policy on warranty provisions in use of judgements, estimates & assumptions.

Finance income:

For all financial instruments measured at amortised cost, interest income is recorded using the effective interest rate (EIR). EIR is the rate that exactly discounts the estimated future cash payments or receipts over the expected life of the financial instrument or a shorter period, where appropriate, to the net carrying amount of the financial asset or to the amortised cost of a financial liability. When calculating EIR, the Company estimates the expected cash flows by considering all the contractual terms of the financial instrument but does not consider the expected credit losses. Interest income is included in finance income in the statement of profit and loss.

Contract balances

Contract assets:

A contract asset is the right to consideration in exchange for services transferred to the customer. If the Company performs by providing services to a customer before the customer pays consideration or before payment is due, a contract asset is recognised for the earned consideration that is conditional. Revenues in excess of invoicing are classified as contract assets (which we refer to as Unbilled Revenue)

Trade Receivables:

A receivable represents the Company's right to an amount of consideration that is unconditional (i.e., only the passage of time is required before payment of the consideration is due). Refer to accounting policies of financial assets in section 2 (q) Financial instruments – initial recognition and subsequent measurement. Trade Receivables.

i Retirement and other employee benefits

Expenses and liabilities in respect of employee benefits are recorded in accordance with Ind AS 19. Employee Benefits.

Defined contribution plan

Retirement benefit in the form of provident fund is a defined contribution scheme. The Company has no obligation, other than the contribution payable to the provident fund. The Company recognises contribution payable to the provident fund scheme as an expenditure, when an employee renders the related service. Prepaid contributions are recognised as an asset to the extent that a cash refund or a reduction in the future payments is available.

Defined benefit plan

Gratuity

The liability or asset recognised in the balance sheet in respect of defined benefit gratuity plans is the present value of the defined benefit obligation at the end of the reporting period less the fair value of plan assets (if any). The cost of providing benefits under the defined benefit plan is determined using the projected unit credit method.

The present value of the defined benefit obligation denominated in ₹ is determined by discounting the estimated future cash outflows by reference to market yields at the end of the reporting period on government bonds that have terms approximating to the terms of the related obligation.



AXISCADES Aerospace & Technologies Private Limited
Notes to financial statements for the year ended 31 March, 2020

(All amounts in ₹ lakhs, unless otherwise stated)

Service cost on the Company's defined benefit plan is included in employee benefits expense. Employee contributions, all of which are independent of the number of years of service, are treated as a reduction of service cost. Net interest expense on the net defined benefit liability is included in finance costs. Gains and losses through re-measurements of the defined benefit plans are recognized in other comprehensive income, which are not reclassified to Statement of Profit and Loss in a subsequent period. Further, as required under Ind AS compliant Schedule III, the Company transfers those amounts recognized in other comprehensive income to retained earnings in the statement of changes in equity and in the balance sheet.

Compensated absences

The Company provides benefit of compensated absences under which unavailed leave are allowed to be accumulated to be availed in future. The compensated absences comprises of vesting as well as non vesting benefit. The cost of short term compensated absences are provided for based on estimates. Long term compensated absence costs are provided for based on actuarial valuation using the project unit credit method. The Company presents the entire leave as a current liability in the balance sheet, since it does not have an unconditional right to defer its settlement for 12 months after the reporting date.

Short-term employee benefits

Short-term employee benefits comprise of employee costs such as salaries, bonus etc. is recognized on the basis of the amount paid or payable for the period during which services are rendered by the employee

j Inventories

Inventories comprising of project work in progress and finished goods, are valued at lower of cost and net realisable value. Cost includes direct material, direct labour and related production expenses. Cost is determined on First In First Out (FIFO) basis. Net realizable value is the estimated selling price in the ordinary course of business less estimated cost necessary to make the sale. Obsolete and defective inventories are duly provided for basis the management estimates.

k Leases

The Company has lease contracts for buildings used in its operations. Lease terms generally ranges between 3 and 6 years.

The Company assesses at contract inception whether a contract is, or contains, a lease. That is, if the contract conveys the right to control the use of an identified asset for a period of time in exchange for consideration.

Company as lessee

The Company applies a single recognition and measurement approach for all leases, except for short-term leases and leases of low-value assets. The Company recognises lease liabilities to make lease payments and right-of-use assets representing the right to use the underlying assets. The Company adopted Ind AS 116 using the modified retrospective method of adoption, with the date of initial application on April 01, 2019

Right-of-use assets

The Company recognises right-of-use assets at the commencement date of the lease (i.e., the date the underlying asset is available for use). Right-of-use assets are measured at cost, less any accumulated depreciation and impairment losses, and adjusted for any remeasurement of lease liabilities. The cost of right-of-use assets includes the amount of lease liabilities recognised, initial direct costs incurred, and lease payments made at or before the commencement date less any lease incentives received. Right-of-use assets are depreciated on a straight-line basis over the lease term which is six years.

If ownership of the leased asset transfers to the Company at the end of the lease term or the cost reflects the exercise of a purchase option, depreciation is calculated using the estimated useful life of the asset.

The right-of-use assets are also subject to impairment. Refer to the accounting policies in note 2(q) for policy on impairment of non-financial assets.

Lease liabilities

At the commencement date of the lease, the Company recognises lease liabilities measured at the present value of lease payments to be made over the lease term. The lease payments include fixed payments (including in-substance fixed payments) less any lease incentives receivable, variable lease payments that depend on an index or a rate, and amounts expected to be paid under residual value guarantees. The lease payments also include the exercise price of a purchase option reasonably certain to be exercised by the Company and payments of penalties for terminating the lease, if the lease term reflects the Company exercising the option to terminate. Variable lease payments that do not depend on an index or a rate are recognised as expenses (unless they are incurred to produce inventories) in the period in which the event or condition that triggers the payment occurs.

In calculating the present value of lease payments, the Company uses its incremental borrowing rate at the lease commencement date because the interest rate implicit in the lease is not readily determinable. After the commencement date, the amount of lease liabilities is increased to reflect the accretion of interest and reduced for the lease payments made. In addition, the carrying amount of lease liabilities is remeasured if there is a modification, a change in the lease term, a change in the lease payments (e.g., changes to future payments resulting from a change in an index or rate used to determine such lease payments) or a change in the assessment of an option to purchase the underlying asset.

Short-term leases and leases of low-value assets

The Company applies the short-term lease recognition exemption to its short-term leases of machinery and equipment (i.e., those leases that have a lease term of 12 months or less from the commencement date and do not contain a purchase option). It also applies the lease of low-value assets recognition exemption to leases of office equipment that are considered to be low value. Lease payments on short-term leases and leases of low-value assets are recognised as expense on a straight-line basis over the lease term.

l Foreign currency transactions

Functional and presentation currency

The functional currency of the Company is the Indian rupee. These financial statements are presented in Indian rupee (₹).

Transactions and balances

- Foreign currency transactions are translated into the functional currency using the exchange rates at the dates of the transactions. Foreign exchange gains and losses resulting from the settlement of such transactions and from the translation of monetary assets and liabilities denominated in foreign currencies at year end exchange rates are generally recognised in Statement of Profit and Loss. They are deferred in equity if they relate to qualifying cash flow hedges and qualifying net investment hedges or are attributable to part of the net investment in a foreign operation. A monetary item for which settlement is neither planned nor likely to occur in the foreseeable future is considered as a part of the entity's net investment in that foreign operation.

- Foreign exchange differences regarded as an adjustment to borrowing costs are presented in the Statement of Profit and Loss, within finance costs. All other foreign exchange gains and losses are presented in the Statement of Profit and Loss on a net basis within other gains/(losses).

- Non-monetary items that are measured at fair value in a foreign currency are translated using the exchange rates at the date when the fair value was determined. Translation differences on assets and liabilities carried at fair value are reported as part of the fair value gain or loss.



AXISCADES Aerospace & Technologies Private Limited
Notes to financial statements for the year ended 31 March, 2020

(All amounts in ₹ lakhs, unless otherwise stated)

m Borrowing costs

Borrowing costs directly attributable to the acquisition, construction or production of an asset that necessarily takes a substantial period of time to get ready for its intended use or sale are capitalised as part of the cost of the asset. All other borrowing costs are expensed in the period in which they occur. Borrowing costs consist of interest and other costs that an entity incurs in connection with the borrowing of funds. Borrowing cost also includes exchange differences to the extent regarded as an adjustment to the borrowing costs.

n Investments in subsidiaries

The Company's investment in equity instruments in subsidiaries are accounted for at cost. Where the carrying amount of an investment in greater than its estimated recoverable amount, it is written down immediately to its recoverable amount and the difference is transferred to the Statement of Profit and Loss. On disposal of investment, the difference between the net disposal proceeds and the carrying amount is charged or credited to the Statement of Profit and Loss.

o Income Tax

Income tax expense comprises current and deferred income tax. Current and deferred tax is recognised in the Statement of Profit and Loss, except to the extent that it relates to items recognised in other comprehensive income or directly in equity. In this case, the tax is also recognised in other comprehensive income or directly in equity, respectively.

Current income tax for current and prior periods is recognised at the amount expected to be paid to or recovered from the tax authorities, using the tax rates and tax laws that have been enacted or substantively enacted by the balance sheet date.

Deferred tax is recognized on temporary differences at the balance sheet date between the tax bases of assets and liabilities and their carrying amounts for financial reporting purposes, except when the deferred income tax arises from the initial recognition of goodwill or an asset or liability in a transaction that is not a business combination and affects neither accounting nor taxable profit or loss at the time of the transaction.

Deferred income tax assets are recognized for all deductible temporary differences, carry forward of unused tax credits and unused tax losses, to the extent that it is probable that taxable profit will be available against which the deductible temporary differences, and the carry forward of unused tax credits and unused tax losses can be utilized.

The carrying amount of deferred tax assets is reviewed at each reporting date and reduced to the extent that it is no longer probable that sufficient taxable profit will be available to allow all or part of the deferred tax asset to be utilised. Unrecognised deferred tax assets are re-assessed at each reporting date and are recognised to the extent that it has become probable that future taxable profits will allow the deferred tax asset to be recovered.

Deferred tax relating to items recognised outside profit or loss is recognised outside profit or loss (either in other comprehensive income or in equity). Deferred tax items are recognised in correlation to the underlying transaction either in OCI or directly in equity.

Deferred income tax assets and liabilities are measured using tax rates and tax laws that have been enacted or substantively enacted by the balance sheet date and are expected to apply to taxable income in the years in which those temporary differences are expected to be recovered or settled. The effect of changes in tax rates on deferred income tax assets and liabilities is recognised as income or expense in the period that includes the enactment or the substantive enactment date. A deferred income tax asset is recognised to the extent that it is probable that future taxable profit will be available against which the deductible temporary differences and tax losses can be utilised. The Company offsets current tax assets and current tax liabilities, where it has a legally enforceable right to setoff the recognised amounts and where it intends either to settle on a net basis, or to realise the asset and settle the liability simultaneously.

Minimum Alternate Tax

MAT payable for a year is charged to the statement of profit and loss as current tax. The Company recognizes MAT credit available as an asset only to the extent that there is convincing evidence that the Company will pay normal income tax during the specified period, i.e., the period for which MAT credit is allowed to be carried forward. In the year in which the Company recognizes MAT credit as an asset in accordance with the Guidance Note on Accounting for Credit Available in respect of Minimum Alternative Tax under the Income-tax Act, 1961, the said asset is created by way of credit to the statement of profit and loss and shown as 'MAT Credit Entitlement' under Deferred Tax. The Company reviews the same at each reporting date and writes down the asset to the extent the Company does not have convincing evidence that it will pay normal tax during the specified period.

p Provisions and contingencies

Provisions

A provision is recognised if, as a result of a past event, the Company has a present legal or constructive obligation that is reasonably estimable, and it is probable that an outflow of economic benefits will be required to settle the obligation. If the effect of the time value of money is material, provisions are determined by discounting the expected future cash flows at a pre-tax rate that reflects current market assessments of the time value of money and the risks specific to the liability. The increase in the provision due to the passage of time is recognised as interest expense.

Contingent liabilities

A contingent liability is a possible obligation that arises from past events whose existence will be confirmed by the occurrence or non-occurrence of one or more uncertain future events not wholly within the control of the Company or a present obligation that is not recognised because it is not probable that an outflow of resources will be required to settle the obligation or it cannot be measured with sufficient reliability. The Company does not recognise a contingent liability but discloses its existence in the financial statements.

Contingent assets

Contingent assets are neither recognised nor disclosed. However, when realisation of income is virtually certain, related asset is recognised.

Onerous contracts

Present obligations arising under onerous contracts are recognised and measured as provisions. An onerous contract is considered to exist where the Company has a contract under which the unavoidable costs of meeting the obligations under the contract exceed the economic benefits expected to be received from the contract.

q Financial instruments

A financial instrument is any contract that gives rise to a financial asset of one entity and financial liability or equity instrument to other entity.

Financial assets

Initial recognition and measurement

All financial assets are recognised initially at fair value and transaction cost that is attributable to the acquisition of the financial asset is also adjusted.

Subsequent measurement

For purposes of subsequent measurement, financial assets are classified in four categories:

- i. Debt instruments at amortised cost
- ii. Debt instruments at fair value through other comprehensive income (FVTOCI)
- iii. Debt instruments, derivatives and equity instruments at fair value through profit and loss (FVTPL); and
- iv. Equity investments



AXISCADES Aerospace & Technologies Private Limited
Notes to financial statements for the year ended 31 March, 2020

(All amounts in ₹ lakhs, unless otherwise stated)

i. Debt instruments at amortised cost

A 'debt instrument' is measured at the amortised cost if both the following conditions are met:

- The asset is held within a business model whose objective is to hold assets for collecting contractual cash flows; and
- Contractual terms of the asset give rise on specified dates to cash flows that are solely payments of principal and interest (SPPI) on the principal amount outstanding.

This category is the most relevant to the Company. After initial measurement, such financial assets are subsequently measured at amortised cost using the effective interest rate (EIR) method. Amortised cost is calculated by taking into account any discount or premium on acquisition and fees or costs that are an integral part of the EIR. The EIR amortisation is included in finance income in the Statement of Profit and Loss. The losses arising from impairment are recognised in the Statement of Profit and Loss. This category generally applies to trade and other receivables.

ii. Debt instrument at FVTOCI

A 'debt instrument' is classified as at the FVTOCI if both of the following criteria are met:

- The objective of the business model is achieved both by collecting contractual cash flows and selling the financial assets; and
- The asset's contractual cash flows represent SPPI.

Debt instruments included within the FVTOCI category are measured initially as well as at each reporting date at fair value. Fair value movements are recognized in the Other Comprehensive Income (OCI). However, the Company recognizes interest income, impairment losses & reversals and foreign exchange gain or loss in the Statement of Profit and Loss. On derecognition of the asset, cumulative gain or loss previously recognised in OCI is reclassified from the equity to Statement of Profit and Loss. Interest earned whilst holding FVTOCI debt instrument is reported as interest income using the EIR method.

iii. Debt instrument at FVTPL

FVTPL is a residual category for debt instruments. Any debt instrument, which does not meet the criteria for categorization as at amortized cost or as FVTOCI, is classified as at FVTPL.

In addition, the Company may elect to designate a debt instrument, which otherwise meets amortized cost or FVTOCI criteria, as at FVTPL. However, such election is allowed only if doing so reduces or eliminates a measurement or recognition inconsistency (referred to as 'accounting mismatch'). The Company has not designated any debt instrument as at FVTPL.

Debt instruments included within the FVTPL category are measured at fair value with all changes recognized in the Statement of Profit and Loss.

iv. Equity investments

All equity investments in scope of Ind AS 109 Financial Instruments, are measured at fair value. Equity instruments which are held for trading and contingent consideration recognised by an acquirer in a business combination to which Ind AS 103 Business Combinations, applies are classified as at FVTPL. For all other equity instruments, the Company may make an irrevocable election to present in other comprehensive income subsequent changes in the fair value. The Company makes such election on an instrument-by-instrument basis. The classification is made on initial recognition and is irrevocable.

If the Company decides to classify an equity instrument as at FVTOCI, then all fair value changes on the instrument, excluding dividends, are recognized in the OCI. There is no recycling of the amounts from OCI to Statement of Profit and Loss, even on sale of investment. However, the Company may transfer the cumulative gain or loss within equity.

Equity instruments included within the FVTPL category are measured at fair value with all changes recognized in the Statement of Profit and Loss.

De-recognition of financial assets

A financial asset (or, where applicable, a part of a financial asset) is primarily derecognised (i.e. removed from the Company's balance sheet) when:

- The rights to receive cash flows from the asset have expired, or
- The Company has transferred its rights to receive cash flows from the asset or has assumed an obligation to pay the received cash flows in full without material delay to a third party under a 'pass-through' arrangement; and either (i) the Company has transferred substantially all the risks and rewards of the asset, or (ii) the Company has neither transferred nor retained substantially all the risks and rewards of the asset, but has transferred control of the asset.

When the Company has transferred its rights to receive cash flows from an asset or has entered into a pass-through arrangement, it evaluates if and to what extent it has retained the risks and rewards of ownership. When it has neither transferred nor retained substantially all of the risks and rewards of the asset, nor transferred control of the asset, the Company continues to recognise the transferred asset to the extent of the Company's continuing involvement. In that case, the Company also recognises an associated liability. The transferred asset and the associated liability are measured on a basis that reflects the rights and obligations that the Company has retained.

Continuing involvement that takes the form of a guarantee over the transferred asset is measured at the lower of the original carrying amount of the asset and the maximum amount of consideration that the Company could be required to repay.

Financial liabilities

Initial recognition and measurement

Financial liabilities are classified, at initial recognition, as financial liabilities at fair value through profit or loss, loans and borrowings, payables, or as derivatives designated as hedging instruments in an effective hedge, as appropriate.

All financial liabilities are recognised initially at fair value and, in the case of loans and borrowings and payables, net of directly attributable transaction costs.

The Company's financial liabilities include trade and other payables, loans and borrowings including bank overdrafts, financial guarantee contracts and derivative financial instruments.

Subsequent measurement

The measurement of financial liabilities depends on their classification, as described below:

Financial liabilities at fair value through profit or loss

Financial liabilities at fair value through profit or loss include financial liabilities held for trading and financial liabilities designated upon initial recognition as at fair value through profit or loss. Financial liabilities are classified as held for trading if they are incurred for the purpose of repurchasing in the near term. This category also includes derivative financial instruments entered into by the Company that are not designated as hedging instruments in hedge relationships as defined by Ind AS 109 Financial Instruments.

Gains or losses on liabilities held for trading are recognised in the Statement of Profit and Loss.

Financial liabilities designated upon initial recognition at fair value through profit or loss are designated as such at the initial date of recognition, and only if the criteria in Ind AS 109 are satisfied. For liabilities designated as FVTPL, fair value gains/ losses attributable to changes in own credit risk are recognized in OCI. These gains/ loss are not subsequently transferred to Statement of Profit and Loss. However, the Company may transfer the cumulative gain or loss within equity. All other changes in fair value of such liability are recognised in the Statement of Profit and Loss. The Company has not designated any financial liability as at fair value through Profit and Loss.



AXISCADES Aerospace & Technologies Private Limited
Notes to financial statements for the year ended 31 March, 2020

(All amounts in ₹ lakhs, unless otherwise stated)

Loans and borrowings

This is the category most relevant to the Company. After initial recognition, interest-bearing loans and borrowings are subsequently measured at amortised cost using the EIR method. Gains and losses are recognised in Statement of Profit and Loss when the liabilities are derecognised as well as through the EIR amortisation process.

Amortised cost is calculated by taking into account any discount or premium on acquisition and fees or costs that are an integral part of the EIR. The EIR amortisation is included as finance costs in the Statement of Profit and Loss.

This category generally applies to borrowings.

Financial guarantee contracts

Financial guarantee contracts are those contracts that require a payment to be made to reimburse the holder for a loss it incurs because the specified party fails to make a payment when due in accordance with the terms of a debt instrument. Financial guarantee contracts are recognised initially as a liability at fair value, adjusted for transaction costs that are directly attributable to the issuance of the guarantee. Subsequently, the liability is measured at the higher of the amount of expected loss allowance determined as per impairment requirements of Ind AS 109 Financial Instruments and the amount recognised less cumulative amortisation.

Derecognition of financial liabilities

A financial liability is derecognised when the obligation under the liability is discharged or cancelled or expires. When an existing financial liability is replaced by another from the same lender on substantially different terms, or the terms of an existing liability are substantially modified, such an exchange or modification is treated as the derecognition of the original liability and the recognition of a new liability. The difference in the respective carrying amounts is recognised in the Statement of Profit and Loss.

Offsetting of financial instruments

Financial assets and financial liabilities are offset and the net amount is reported in the balance sheet if there is a currently enforceable legal right to offset the recognised amounts and there is an intention to settle on a net basis, to realise the assets and settle the liabilities simultaneously.

Derivative financial instruments and Hedge accounting

Initial recognition and subsequent measurement

The Company uses derivative financial instruments, such as forward currency contracts to hedge its foreign currency risks arising from highly probable future forecasted sales. This derivative financial instrument are designated in a cash flow hedge relationship. Such derivative financial instruments are initially recognised at fair value on the date on which a derivative contract is entered into and are subsequently re-measured at fair value. Derivatives are carried as financial assets when the fair value is positive and as financial liabilities when the fair value is negative.

At the inception of a hedge relationship, the Company formally designates and documents the hedge relationship to which the Company wishes to apply hedge accounting and the risk management objective and strategy for undertaking the hedge. The documentation includes the Company's risk management objective and strategy for undertaking hedge, the hedging/ economic relationship, the hedged item or transaction, the nature of the risk being hedged, hedge ratio and how the entity will assess the effectiveness of changes in the hedging instrument's fair value in offsetting the exposure to changes in the hedged item's fair value or cash flows attributable to the hedged risk. Such hedges are expected to be highly effective in achieving offsetting changes in fair value or cash flows and are assessed on an ongoing basis to determine that they actually have been highly effective throughout the financial reporting periods for which they were designated.

The effective portion of the gain or loss on the hedging instrument is recognised in OCI in the cash flow hedge reserve, while any ineffective portion is recognised immediately in the Statement of Profit and Loss.

Any gains or losses arising from changes in the fair value of derivatives are taken directly to profit or loss, except for the effective portion of cash flow hedges, which is recognised in OCI and later reclassified to profit or loss when the hedge item affects profit or loss and is reclassified to underlying hedged item.

If the hedging instrument expires or is sold, terminated or exercised without replacement or rollover (as part of the hedging strategy), or if its designation as a hedge is revoked, or when the hedge no longer meets the criteria for hedge accounting, any cumulative gain or loss previously recognised in OCI remains separately in equity until the forecast transaction occurs.

Impairment of financial assets

In accordance with Ind AS 109 Financial Instruments, the Company applies expected credit loss (ECL) model for measurement and recognition of impairment loss for financial assets.

The Company tracks credit risk and changes thereon for each customer. For recognition of impairment loss on other financial assets and risk exposure, the Company determines that whether there has been a significant increase in the credit risk since initial recognition. If credit risk has not increased significantly, 12-month ECL is used to provide for impairment loss. However, if credit risk has increased significantly, life time ECL is used. If in a subsequent period, credit quality of the instrument improves such that there is no longer a significant increase in risk since initial recognition, then the entity reverts to recognising impairment loss allowance based on 12-month ECL.

ECL is the difference between all contractual cash flows that are due to the Company in accordance with the contract and all the cash flows that the entity expects to receive (i.e., all cash shortfalls), discounted at the original EIR. When estimating the cash flows, an entity is required to consider:

- All contractual terms of the financial instrument over the expected life of the financial instrument. However, in rare cases when the expected life of the financial instrument cannot be estimated reliably, then the entity is required to use the remaining contractual term of the financial instrument.

- Cash flows from the sale of collateral held or other credit enhancements that are integral to the contractual terms.

The Company uses default rate for credit risk to determine impairment loss allowance on portfolio of its trade receivables

ECL impairment loss allowance (or reversal) recognized during the period is recognized as income/ expense in the Statement of Profit and Loss. This amount is reflected under the head 'other expenses' in the Statement of Profit and Loss. The balance sheet presentation for various financial instruments is described below:

a. Financial assets measured as at amortised cost, contractual revenue receivables and lease receivables: ECL is presented as an allowance, i.e., as an integral part of the measurement of those assets in the balance sheet. The allowance reduces the net carrying amount. Until the asset meets write-off criteria, the Company does not reduce impairment allowance from the gross carrying amount.



AXISCADES Aerospace & Technologies Private Limited

Notes to financial statements for the year ended 31 March, 2020

(All amounts in ₹ lakhs, unless otherwise stated)

b. Loan commitments and financial guarantee contracts: ECL is presented as a provision in the balance sheet, i.e. as a liability.

c. Debt instruments measured at FVTOCI: Since financial assets are already reflected at fair value, impairment allowance is not further reduced from its value. Rather, ECL amount is presented as 'accumulated impairment amount' in the OCI.

Trade receivables

The Company applies approach permitted by Ind AS 109 Financial Instruments, which requires expected lifetime losses to be recognised from initial recognition of receivables.

Other financial assets

For recognition of impairment loss on other financial assets and risk exposure, the Company determines whether there has been a significant increase in the credit risk since initial recognition and if credit risk has increased significantly, impairment loss is provided.

r Fair value measurement

The company measures financial instruments, such as derivatives at fair value at each balance sheet date.

Fair value is the price that would be received to sell an asset or paid to transfer a liability in an orderly transaction between market participants at the measurement date. The fair value measurement is based on the presumption that the transaction to sell the asset or transfer the liability takes place either:

- In the principal market for the asset or liability, or
- In the absence of a principal market, in the most advantageous market for the asset or liability

The principal or the most advantageous market must be accessible by the Company.

The fair value of an asset or a liability is measured using the assumptions that market participants would use when pricing the asset or liability, assuming that market participants act in their economic best interest.

A fair value measurement of a non-financial asset takes into account a market participant's ability to generate economic benefits by using the asset in its highest and best use or by selling it to another market participant that would use the asset in its highest and best use.

The Company uses valuation techniques that are appropriate in the circumstances and for which sufficient data are available to measure fair value, maximising the use of relevant observable inputs and minimising the use of unobservable inputs.

All assets and liabilities for which fair value is measured or disclosed in the financial statements are categorised within the fair value hierarchy, described as follows, based on the lowest level input that is significant to the fair value measurement as a whole:

Level 1 - Quoted (unadjusted) market prices in active markets for identical assets or liabilities

Level 2 - Valuation techniques for which the lowest level input that is significant to the fair value measurement is directly or indirectly observable

Level 3 - Valuation techniques for which the lowest level input that is significant to the fair value measurement is unobservable

For assets and liabilities that are recognised in the financial statements on a recurring basis, the Company determines whether transfers have occurred between levels in the hierarchy by re-assessing categorisation (based on the lowest level input that is significant to the fair value measurement as a whole) at the end of each reporting period.

For the purpose of Fair value disclosures, the Company has determined the classes of assets and liabilities on the basis of nature, characteristics and risks of the assets or liabilities and the level of fair value hierarchy as explained above.

s Cash and cash equivalents

Cash and cash equivalent in the balance sheet comprise cash at banks and on hand and short-term deposits with an original maturity of three months or less, which are subject to an insignificant risk of changes in value.

For the purpose of the statement of cash flows, cash and cash equivalents consist of cash and short-term deposits, as defined above, net of outstanding bank overdrafts as they are considered an integral part of the Company's cash management.

t Segment reporting

Operating segments are reported in a manner consistent with the internal reporting provided to the chief operating decision maker. The Company is engaged in Strategic Technology Solutions, which constitutes its single reportable segment.

u Earnings per Share (EPS)

Basic EPS are calculated by dividing the net profit or loss for the period attributable to equity shareholders by the weighted average number of equity shares outstanding during the period. Partly paid equity shares are treated as a fraction of an equity share to the extent that they are entitled to participate in dividends relative to a fully paid equity share during the reporting period. The weighted average number of equity shares outstanding during the period is adjusted for events such as bonus issue that have changed the number of equity shares outstanding, without a corresponding change in resources.

Diluted EPS amounts are calculated by dividing the profit attributable to equity holders of the Company (after adjusting for interest on the convertible preference shares, if any) by the weighted average number of equity shares outstanding during the year plus the weighted average number of equity shares that would be issued on conversion of all the dilutive potential equity shares into equity shares. Dilutive potential equity shares are deemed converted as of the beginning of the period, unless issued at a later date. Dilutive potential equity shares are determined independently for each period presented.

v Business combinations

Business combinations between entities under common control is accounted for at carrying value under the provisions of Ind AS 103, Business Combinations

Transaction costs that the Company incurs in connection with a business combination such as finders' fees, legal fees, due diligence fees, and other professional and consulting fees are expensed as incurred.

w Corporate Social Responsibility (CSR) expenditure

CSR expenditure as per provisions of Section 135 of the Companies Act, 2013 read with the Companies (Corporate Social Responsibility Policy) Rules, 2014, is charged to the Statement of Profit and Loss as expense as when incurred.



AXISCADES Aerospace & Technologies Private Limited

Notes to financial statements for the year ended 31 March, 2020

(All amounts in ₹ lakhs, unless otherwise stated)

3 Property, plant and equipment

	Computers	Electrical fittings	Furniture & fixtures	Plant & machinery	Office equipment	Vehicles	Total
Gross block*							
Balance as at 01 April 2018	303.74	11.16	54.16	676.98	63.45	37.65	1,147.14
Additions	0.41	-	0.23	847.70	-	-	848.34
Disposals	-	-	-	-	-	-	-
Balance as at 31 March 2019	304.15	11.16	54.39	1,524.68	63.45	37.65	1,995.48
Additions	5.10	1.02	-	0.19	-	-	6.31
Disposals	0.40	-	-	-	-	26.00	26.40
Balance as at 31 March 2020	308.85	12.18	54.39	1,524.87	63.45	11.65	1,975.39
Accumulated depreciation & Impairment							
Balance as at 01 April 2018	181.66	5.99	30.44	62.81	28.50	16.00	325.40
Depreciation charge for the year	94.23	2.49	15.27	191.50	15.09	6.96	325.54
Disposals	-	-	-	-	-	-	-
Balance as at 31 March 2019	275.89	8.48	45.71	254.31	43.59	22.96	650.94
Depreciation charge for the year	24.88	1.82	7.06	221.30	10.58	3.63	269.27
Impairment (refer note (e) below)	-	-	-	403.69	-	-	403.69
Disposals	0.40	-	-	-	-	15.47	15.87
Balance as at 31 March 2020	300.37	10.30	52.77	879.30	54.17	11.12	1,308.03
Net Block							
As at 31 March 2019	28.26	2.68	8.68	1,270.37	19.86	14.69	1,344.54
As at 31 March 2020	8.48	1.88	1.62	645.57	9.28	0.53	667.36

Note:

a. Contractual obligations

There are no contractual commitments for the acquisition of property, plant and equipment.

b. Capitalised borrowing cost

No borrowing costs has been capitalised during the year ended 31 March 2020 (31 March 2019: Nil).

c. Decommissioning cost

A provision has been recognised for decommissioning costs associated with the premises taken on lease. The Company is committed to decommissioning the premises as a result of improvements made to the premises (refer note 20 (a)).

d. Property, plant and equipment pledged as security

Details of properties pledged have been provided in Note 17(b).

e. Impairment

During the year ended on 31 March 2020, an impairment loss of ₹ 403.69 lakhs (31 March, 2019: Nil) represented the write-down value of certain property, plant and equipment in the plant and machinery to the recoverable amount as a result of technological obsolescence. This was recognised in the statement of profit and loss grouped under depreciation, amortisation and impairment expense.

* For Property, plant and equipment existing as on the date of transition to Ind AS i.e., 01 April 2016, the Company has used fair value as at 01 April 2016 as deemed cost. Thereafter, all the additions to Property, plant and equipment are recognized at cost.

4 Intangible assets

	Software	Goodwill	Total
Gross block			
Balance as at 01 April 2018	3.57	2.33	5.90
Additions	4.91	-	4.91
Disposals	-	-	-
Balance as at 31 March 2019	8.48	2.33	10.81
Additions	-	-	-
Disposals	-	-	-
Balance as at 31 March 2020	8.48	2.33	10.81
Accumulated amortisation			
Balance as at 01 April 2018	3.25	2.33	5.58
Charge for the year	1.31	-	1.31
Disposals	-	-	-
Balance as at 31 March 2019	4.56	2.33	6.89
Charge for the year	1.81	-	1.81
Disposals	-	-	-
Balance as at 31 March 2020	6.37	2.33	8.70
Net Block			
As at 31 March 2019	3.92	-	3.92
As at 31 March 2020	2.11	-	2.11



AXISCADES Aerospace & Technologies Private Limited
Notes to financial statements for the year ended 31 March, 2020
(All amounts in ₹ lakhs, unless otherwise stated)

5 Investments

	As at 31 March 2020	As at 31 March 2019
Trade (Unquoted, valued at cost)		
Investment in equity shares of subsidiaries		
Enertec Controls Limited 707,999 (31 March 2019: 707,999) equity shares ₹10 each	2,655.00	2,655.00
AXISCADES Aerospace Infrastructure Private Limited 4,172,519 (31 March 2019: 4,172,519) equity shares ₹10 each	7,979.78	7,979.78
	10,634.78	10,634.78
Investment in other company at FVTPL		
Raaga Axis Aviacom Private Limited* 1,000 (31 March 2019: 1,000) equity shares of ₹10 each	-	-
	10,634.78	10,634.78

* In the financial year 2017-18, the Company has impaired the investment in Raaga Axis Aviacom Private Limited of ₹ 0.10 lakhs, as this Company has become dormant under section 455 of Companies Act, 2013.

6 Loans

	As at 31 March 2020	As at 31 March 2019
Non-Current		
Unsecured, considered good		
Intercorporate deposit (ICD) to related party(refer note (i) below) (refer note 31)	139.88	333.82
Security deposit to related party (refer note 31)	348.65	381.80
Security deposit to others	130.17	120.14
Loans to employees	1.71	7.51
	620.41	843.27
Current		
Unsecured, considered good		
Loans to employees	3.75	4.78
Intercorporate deposit (ICD) to related party(refer note (i) below) (refer note 31)	200.00	-
	203.75	4.78

(i) During the year ended 31 March, 2020, the Company has given additional inter-corporate deposit ('ICD') to AXISCADES Aerospace Infrastructure Private Limited (AAIPL), a wholly owned subsidiary, amounting to ₹ 6.06 Lakhs. The closing balance is ₹ 339.88 lakhs (31 March, 2019 : ₹ 333.82 lakhs). The ICD carries an interest rate of 12% per annum and the amount is repayable within three years from the date of disbursement.

(ii) Since all loans given are unsecured and considered good, the breakup for security wise details is not applicable to the company, hence not given.

7 Other financial assets

	As at 31 March 2020	As at 31 March 2019
Non-current		
Unsecured, considered good		
Deposits with remaining maturity more than twelve months (refer note 13)	344.14	330.20
	344.14	330.20
Current		
Unsecured, considered good		
Contract assets- Unbilled revenue	1,363.79	-
Accrued interest on fixed deposits with banks	79.73	54.95
Receivables for capital goods	-	78.68
Interest accrued on ICD to related parties (refer note 31)	70.38	33.71
	1,513.90	167.34
Unsecured, considered doubtful		
Receivables for capital goods	-	236.04
	-	236.04
Less: Allowance for doubtful receivables for capital goods		
	-	236.04
	1,513.90	167.34



AXISCADES Aerospace & Technologies Private Limited
Notes to financial statements for the year ended 31 March, 2020
(All amounts in ₹ lakhs, unless otherwise stated)

8 Non-current tax assets, net	As at 31 March 2020	As at 31 March 2019
Non-current		
Advance income taxes (net of provision for tax)	645.76	673.09
	<u>645.76</u>	<u>673.09</u>
9 Other assets	As at	As at
	31 March 2020	31 March 2019
Non-current		
Unsecured, considered good		
Prepaid expenses	9.05	49.91
	<u>9.05</u>	<u>49.91</u>
Current		
Unsecured, considered good		
Balances with government/statutory authorities	304.22	660.36
Prepaid expenses	30.58	66.31
Advance to suppliers for goods and services	679.14	357.69
Advance to employees	14.68	17.00
Advance to related party for goods and services (refer note 31)	314.60	143.00
Receivables from related party (refer note 31)	-	11.81
	<u>1,343.22</u>	<u>1,256.17</u>

10 Inventories	As at 31 March 2020	As at 31 March 2019
Work in progress (valued at lower of cost or net realisable value)		
Project work-in-progress	814.32	1,437.91
Less: Provision for slow, non-moving and obsolete inventory	387.96	268.32
	<u>426.36</u>	<u>1,169.59</u>

Note: During the year ended 31 March, 2020, ₹ 119.64 lakhs (March 31, 2019 : 268.32 lakhs) was recognised as provision for slow, non-moving and obsolete inventory in respect of write-downs of inventory to net realisable value.

11 Trade receivables	As at 31 March 2020	As at 31 March 2019
Current		
Trade receivables	3,770.66	1,884.94
Total Trade receivables	<u>3,770.66</u>	<u>1,884.94</u>
Break-up for security details:		
Trade receivables (Current)		
Secured, considered good	-	-
Unsecured, considered good	3,770.66	1,884.94
Trade receivables which have significant increase in credit risk	-	-
Trade receivables - credit impaired	273.50	0.82
	<u>4,044.16</u>	<u>1,885.76</u>
Impairment Allowance (allowance for bad and doubtful debts)		
Trade receivables - credit impaired	(273.50)	(0.82)
Total Trade receivables	<u>3,770.66</u>	<u>1,884.94</u>

No trade or other receivables are due from director or other officers of the Company either severally or jointly with any other person. Trade receivables are non-interest bearing and are generally on terms of 30 to 60 days.

Refer note 16(b) for details of assets pledged as security for borrowings.



AXISCADES Aerospace & Technologies Private Limited
Notes to financial statements for the year ended 31 March, 2020
(All amounts in ₹ lakhs, unless otherwise stated)

12 Cash and cash equivalents

	As at 31 March 2020	As at 31 March 2019
Cash on hand	-	-
Balances with banks:		
- On current accounts	1,681.57	60.93
- Deposits with original maturity of less than three months (refer note 13)	-	0.54
	1,681.57	61.47

(i) Cash at banks earns interest at floating rates based on daily bank deposit rates. Short-term deposits are made for varying periods for few days, depending on the immediate cash requirements of the Company, and earn interest at the respective short-term deposit rates.

(ii) As at 31 March, 2020 the Company had available ₹ 824.08 lakhs (31 March, 2019 : 1,189.51 lakhs) of undrawn committed borrowing facilities.

(iii) Refer note 16(b) for details of assets pledged as security for borrowings.

Notes:

For the purpose of statement of cash flows, cash and cash equivalents comprises of the following

	As at 31 March 2020	As at 31 March 2019
Balances with banks:		
- On current accounts	1,681.57	60.93
- Deposits with original maturity of less than three months (refer note 13)	-	0.54
Cash and cash equivalents reported in cash flow statement	1,681.57	61.47

13 Bank balances other than cash and cash equivalents

	As at 31 March 2020	As at 31 March 2019
Deposits with banks	1,494.16	1,399.92
	1,494.16	1,399.92
Less: Amounts disclosed as other non current financial assets (refer note 7)	(344.14)	(330.20)
Less : Amounts disclosed as cash and cash equivalent (refer note 12)	-	(0.54)
	1,150.02	1,069.18

1. Fixed deposits of carrying amount ₹ 1,410.45 lakhs (31 March 2019: ₹ 1,330.20 lakhs;) with banks is deposited as margin money against the foreign currency term loans, bank guarantees, overdraft, letter of credit and buyers credit facility availed.

2. Deposits of a carrying amount ₹ 83.71 lakhs (31 March 2019: ₹ 69.72 lakhs) have been deposited as bank guarantee towards lien on various government authorities and customers.

3. Refer note 16 (b) for assets pledged as security for borrowings.

Breakup of financial assets carried at amortised cost

	As at 31 March 2020	As at 31 March 2019
Loans (Current and Non Current) (refer note 6)	824.16	848.05
Other financial assets (Current and Non Current) (refer note 7)	1,858.04	497.54
Trade receivables (refer note 11)	3,770.66	1,884.94
Cash and cash equivalents (refer note 12)	1,681.57	61.47
Bank balances other than cash and cash equivalents (refer note 13)	1,150.02	1,069.18
	9,284.45	4,361.18



(this space is intentionally left blank)



14 Equity Share Capital

	As at 31 March 2020		As at 31 March 2019	
	Number (in lakhs)	Amount	Number (in lakhs)	Amount
Authorised share capital				
Equity shares of ₹ 10 each (31 March, 2019 : ₹ 10)	170.00	1,700.00	170.00	1,700.00
	170.00	1,700.00	170.00	1,700.00
Issued, subscribed and paid up				
Equity shares of ₹ 10 each (31 March, 2019 : ₹ 10), fully paid	168.39	1,683.85	168.39	1,683.85
	168.39	1,683.85	168.39	1,683.85

a. Reconciliation of the number of shares and amount outstanding at the beginning and at the end of the reporting period:

	As at 31 March 2020		As at 31 March 2019	
	Number (in lakhs)	Amount	Number (in lakhs)	Amount
Equity shares of ₹ 10 each, par value				
Balance as at the beginning of the year	168.39	1,683.85	168.39	1,683.85
Add: Issued and subscribed during the year	-	-	-	-
Balance at the end of the year	168.39	1,683.85	168.39	1,683.85

b. Terms and rights attached to equity shares

The Company has only one class of equity shares having a par value of ₹ 10 per share. Each equity share is entitled to one vote per share. The dividend, if any, proposed by the Board of Directors is subject to the approval of the shareholders in the ensuing Annual General Meeting and shall be payable in Indian Rupee. In the event of liquidation of the Company, the shareholders will be entitled to receive remaining assets of the Company, after distribution of all preferential amounts. The distribution will be in proportion to the number of equity shares held by the shareholders.

c. Shares held by holding Company

	As at 31 March 2020		As at 31 March 2019	
	Number (in lakhs)	Amount	Number (in lakhs)	Amount
AXISCADES Engineering Technologies Limited	168.39	1,683.85	168.39	1,683.85
	168.39	1,683.85	168.39	1,683.85

d. Details of shareholders holding more than 5% shares in the Company

	As at 31 March 2020		As at 31 March 2019	
	Number (in lakhs)	Amount	Number (in lakhs)	Amount
AXISCADES Engineering Technologies Limited	168.39	99.99%	168.39	99.99%
	168.39	99.99%	168.39	99.99%

e. In the period of five years immediately preceding the Balance Sheet date, the Company has not issued any shares without payment being received in cash or any bonus shares or has bought back any shares.

15 Other equity

	As at 31 March 2020	As at 31 March 2019
	Security premium	9,320.16
Retained earnings	572.41	(714.66)
Capital contribution reserve	117.15	117.15
Hedge reserve	(92.34)	(63.34)
Other comprehensive income	(3.06)	(13.40)
	9,914.32	8,645.91

Note:

Securities premium

Securities premium is used to record the premium on issue of shares. The reserve will be utilised in accordance with the provisions of Companies Act, 2013

Hedge reserve

The Company uses hedging instruments as part of its management of foreign currency risk and interest rate risk associated on borrowings. For hedging foreign currency and interest rate risk, the Company uses foreign currency forward contracts and interest rate swaps. To the extent these hedges are effective, the change in fair value of the hedging instrument is recognised in the hedging reserve. Amounts recognised in the hedging reserve is reclassified to the statement of profit or loss when the hedged item affects profit or loss.

Capital contribution reserve

Reserve created pursuant to profit on settlement of loan under the common control transactions.

Other comprehensive income

Other reserves includes re-measurement (losses) / gains on defined benefit obligation.



16 Borrowings

	As at 31 March 2020	As at 31 March 2019
Non-current		
Secured, considered good		
Term loan from banks (refer note (a)(i) and (b)(ii))	3,091.45	3,956.59
Unsecured, considered good		
Intercorporate deposits from related parties (Refer note (a)(ii)) and (refer note 31)	1,020.00	-
	<u>4,111.45</u>	<u>3,956.59</u>
Less: Amount classified under other current financial liabilities (refer note 17)	(1,246.77)	(1,143.99)
Net non-current borrowings	<u>2,864.68</u>	<u>2,812.61</u>
Current		
Secured, considered good		
Cash credit from bank (refer note (a)(iii) and (b)(i))	1,382.10	1,091.27
Packing credit in foreign currency (refer note (a)(iv) and (b)(i))	498.30	919.22
Post shipment credit in foreign currency (refer note (a)(v) and (b)(i))	495.52	-
Unsecured, considered good		
ICD from related parties (refer note (a)(ii)) and (refer note 31)	-	240.00
	<u>2,375.92</u>	<u>2,250.49</u>

Notes:

a (i) During the financial year 2017-18 the Company has borrowed foreign currency term loan from a bank amounting to USD 66.15 lakhs (equivalent ₹ 4,300 lakhs) and carries interest rate of 8.75% per annum (31 March, 2019: 8.75% per annum). The loan is repayable in 16 quarterly instalments starting from 31 December 2018. The amount outstanding as at 31 March 2020 was ₹ 3,091.45 lakhs. (31 March 2019 was ₹ 3,956.59 lakhs)

(ii) (a) During the year ended 31 March, 2016, the Company had borrowed an inter-corporate deposit ('ICD') from Cades Studec Technologies (India) Private Limited ('CSTI'), a fellow subsidiary, amounting to ₹ 240 Lakhs. The agreement was renewed on 01 November, 2019 for a period of another three years with a lock-in-period until 31 October, 2020. The ICD carries an interest rate of 8% per annum. Further during the current year, the Company has borrowed an additional ICD from CSTI, amounting to ₹ 70 Lakhs. The agreement was entered on 22 October, 2019 for a period of three years with a lock-in-period until 21 October, 2020. The ICD carries an interest rate of 8% per annum. The total amount outstanding as at 31 March, 2020 is ₹ 310.00 lakhs (31 March, 2019 : ₹ 240.00 lakhs).

(b) During the current year, the Company has borrowed inter-corporate deposit ('ICD') from Hindusthan Infrastructure Projects & Engineering Private Limited, a fellow subsidiary of the Holding Company, amounting to ₹ 500.00 lakhs. The agreement was entered on 29 November, 2019 for a period of eighteen months with a lock-in-period until 28 May, 2021. The ICD carries an interest rate of 13% per annum. The total amount outstanding as at 31 March, 2020 is ₹ 500.00 lakhs (31 March, 2019 : Nil).

(c) During the current year, the Company has borrowed Inter-corporate deposit ('ICD') from AXISCADES Engineering Technologies Limited, a Holding Company amounting to ₹ 230.00 lakhs. The agreement was entered on 09 October, 2019 for a period of eighteen months. The ICD carries an interest rate of 12% per annum. The total amount outstanding as at 31 March, 2020 is ₹ 210.00 lakhs (31 March, 2019 : Nil).

(iii) Cash credit from bank is carrying interest of 6 months MCLR + 4.80% (31 March, 2019: MCLR + 4.05%) (current 6 months MCLR is 9.40% (31 March, 2019: 9.55%) per annum, therefore interest rate is 14.20% (31 March, 2019 : 13.60%) per annum, computed on monthly basis on the actual amount utilised, revolving and tenure is 12 months.

(iv) Packing credit in foreign currency loan from bank bearing an interest rate of 2.5% - 3.75% (31 March, 2019: 2.5% - 3.75%) per annum are repayable over maximum tenure of 9 months from the date of respective avallment.

(v) Post shipment credit in foreign currency loan from bank bearing an interest rate of 2% - 6% (31 March, 2019: Nil) per annum are repayable over maximum tenure of 12 months from the date of respective avallment.

b Details of security of borrowings

(i) Cash credit facility (inclusive of post shipment credit facility and packing credit facility in foreign currency) from bank are secured by first exclusive charge on all current assets and movable plant, property and equipment of the Company, equitable mortgage on property owned by it's subsidiary Enertec Controls Ltd situated at 14-15, I Phase, Electronic city, Bangalore.

(ii) Term loan facility from bank are secured by first pari passu charge on all movable plant, property and equipment (tangible), current assets of the Company both present and future. First Pari Passu charge by way of equitable mortgage on property owned by it's subsidiary Enertec Controls Ltd situated at 15-16, 1st Phase, Electronic city, Bangalore, pledge of shares to the extent of 1.40 times the exposure of both of the Companies (the Company and AXISCADES Engineering Technologies Limited) with mark to market clause. Further, shortfall undertaking and letter of responsibility is backed by board resolution to be submitted by Jupiter Capital Private Limited.

c Loan covenants

The term loan from bank contains certain financial covenants such as debt service coverage ratio ('DSCR'), total debt as a percentage of total net-worth etc. The Company has satisfied all other debt covenants prescribed in the terms of bank loan except DSCR. The Management is of the view that this is minor breach and hence no adjustments are made to these financial statements in this respect.



(this space is intentionally left blank)



d Changes in liabilities arising from financing activities
Particulars

	As at 01 April 2019	Cash flows	Change in fair value	Others	As at 31 March 2020
Current and non current borrowings	6,207.08	(108.04)	-	388.32	6,487.37
Current and non current lease liabilities (refer note 33)	279.34	(60.00)	-	23.24	242.58
Total liabilities from financing activities	6,486.42	(168.04)	-	411.57	6,729.95

	As at 01 April 2018	Cash flows	Change in fair value	Others	As at 31 March 2019
Current and non current borrowings	6,948.58	(1,043.64)	-	302.14	6,207.08
Total liabilities from financing activities	6,948.58	(1,043.64)	-	302.14	6,207.08

17 Other financial liabilities

	As at 31 March 2020	As at 31 March 2019
Current		
Dues to related parties (refer note 31)		
Interest accrued on ICD	31.53	17.84
Interest accrued on cash credit	34.51	-
Current maturities of term loan from banks	1,246.77	1,143.99
Hedge liability	138.51	149.99
Creditors for capital goods	-	15.54
Dues to employees	826.12	21.10
	2,277.44	1,348.46

18 Provisions

	As at 31 March 2020	As at 31 March 2019
Non-current		
Employee defined benefits liability		
- Provision for gratuity (refer note 35)	48.74	66.43
Asset retirement obligation (refer note (a))	7.06	7.06
	55.80	73.49
Current		
Employee defined benefits liability		
- Provision for gratuity (refer note 35)	9.68	6.32
- Compensated absences	23.43	66.20
Provision for warranty (refer note (b))	-	-
	33.11	72.52

a Asset retirement obligation

The Company has recognised a provision for asset retirement obligation associated with premises taken on lease. In determining the fair value of the provision, assumptions and estimates are made in relation to the discount rates, the expected cost to dismantle and remove furnitures and fixtures from the leased premises and the expected timing of these costs. The carrying amount of the provision as at 31 March 2020 is ₹ 7.06 lakhs (31 March 2019 : ₹ 7.06 lakhs). The Company estimates the costs would be realised within 4 - 5 years time upon the expiration of the lease and calculates the provision using the DCF method based on the following assumptions:

- 1) Estimated range of cost : 15 days - 30 days lease rental expense
- 2) Discount rate : 14 percent per annum (31 March, 2019 : 14 percent per annum)

b Provision for warranty

A provision is recognised for expected warranty claims on products sold, based on the past experience of the level of repairs and returns. Assumptions used to calculate the provisions for warranty were based on the current sales level and current information available about the warranty claims based on the previous warranty period for all the products sold. During the previous year, warranty provisions no longer required has been written back, as no warranty claims for the unexpired warranty period are expected on the basis of past experiences.

	Provision for warranty	Asset retirement obligation
As at April 01, 2018	111.80	7.06
Additions	-	-
Provision no longer required written back	(111.80)	-
As 31 March 2019	-	7.06
Additions	-	-
As 31 March 2020	-	7.06



AXISCADES Aerospace & Technologies Private Limited
Notes to financial statements for the year ended 31 March, 2020

(All amounts in ₹ lakhs, unless otherwise stated)

19 Trade payables

	As at 31 March 2020	As at 31 March 2019
Current		
Dues to Micro and Small Enterprises (refer 'a' note below)	-	73.78
Dues to others*	1,882.88	980.35
	<u>1,882.88</u>	<u>1,054.13</u>

* Includes ₹212.77 lakhs (March 31, 2018: ₹12.47 lakhs) payable to related parties (refer note:31)

a Disclosure required under section 22 of Micro, Small and Medium Enterprises Development Act, 2006

The Company has amounts due to Micro and Small Enterprises under The Micro, Small and Medium Enterprises Development Act, 2006 (MSMED Act) as at March 31, 2020 and March 31, 2019. The details in respect of such dues are as follows:

	As at 31 March 2020	As at 31 March 2019
Principal amount remaining unpaid to any supplier as at the end of the accounting year	-	73.78
Interest due thereon remaining unpaid to any supplier as at the end of the accounting year	-	-
The amount of interest paid by the buyer in terms of section 16 of the Micro, Small and Medium Enterprises Development Act, 2006 (27 of 2006), along with the amount of the payment made to the supplier beyond the appointed day during each accounting year	-	-
The amount of interest due and payable for the period of delay in making payment (which has been paid but beyond the appointed day during the year) but without adding the interest specified under the Micro, Small and Medium Enterprises Development Act, 2006;	-	-
The amount of interest accrued and remaining unpaid at the end of each accounting year; and	-	-
The amount of further interest remaining due and payable even in the succeeding years, until such date when the interest dues above are actually paid to the small enterprise, for the purpose of disallowance of a deductible expenditure under section 23 of the Micro, Small and Medium Enterprises Development Act, 2006	-	-
	<u>-</u>	<u>73.78</u>

The information as required to be disclosed under The Micro, Small and Medium Enterprises Development Act, 2006 regarding Micro and Small enterprises determined to the extent such parties have been identified on the basis of the information available with the company.

20 Other liabilities

	As at 31 March 2020	As at 31 March 2019
Current		
Duties and taxes payable	21.46	25.76
Contract liabilities		
Advances from customers	2,297.77	1,794.09
Deferred revenue	960.09	585.50
	<u>3,279.32</u>	<u>2,405.35</u>

21 Liabilities for current tax (net)

	As at 31 March 2020	As at 31 March 2019
Provision for taxation (net of advance tax)	128.58	-
	<u>128.58</u>	<u>-</u>

Breakup of financial liabilities carried at amortised cost

	As at 31 March 2020	As at 31 March 2019
Borrowings (Current and Non Current) (refer note 16)	6,487.37	6,207.08
Lease Liabilities (Current and Non Current) (refer note 33)	242.58	-
Trade payables (Current and Non Current) (refer note 19)	1,882.88	1,054.13
Other financial liabilities (Current and Non Current) (refer note 17)	2,138.93	1,198.47
	<u>10,751.76</u>	<u>8,459.68</u>

(This space has intentionally been left blank)



AXISCADES Aerospace & Technologies Private Limited
Notes to financial statements for the year ended 31 March, 2020

(All amounts in ₹ lakhs, unless otherwise stated)

22 Revenue from contracts with customers	Year ended 31 March 2020	Year ended 31 March 2019
Sale of products	5,932.05	3,580.88
Sale of services	3,747.94	16.26
	9,679.99	3,597.14

22.1 Disaggregated revenue information

Set out below is the disaggregation of the Company's revenue from contracts with customers:

Set out below is the disaggregation of the Company's revenue from contracts with customers:	Year ended 31 March 2020	Year ended 31 March 2019
India	155.83	157.34
Outside India	9,524.16	3,439.80
Total revenue from contracts with customers	9,679.99	3,597.14

22.2 Contract balances

Trade receivables (refer note 11)	3,770.66	1,884.94
Unbilled revenue (refer note 7)	1,363.79	-
Contract Liabilities- Advances from customers (refer note 20)	2,297.77	1,794.09
Contract Liabilities- Deferred revenue (refer note 20)	960.09	585.50

Trade receivables are non-interest bearing and are generally on terms of 30 to 60 days. In 31 March 2020, ₹ 272.68 lakhs (31 March 2019: ₹ 0.82 lakhs) was recognised as provision for expected credit losses on trade receivables.

Contract liabilities include short-term advances received against the sale of products in the future. The outstanding balances of these accounts increased in financial year 2019-20 due to the continuous increase in orders from Company's customer.

22.3 The performance obligation is satisfied upon supply of goods and providing of services as and when rendered and accordingly, there is no outstanding performance obligation as on 31 March 2020.

23 Other income

23 Other income	Year ended 31 March 2020	Year ended 31 March 2019
Interest income		
- from financial assets carried at amortised cost*	40.58	74.48
- from fixed deposits	117.88	134.35
- from intercorporate deposit to related party (refer note 31)	40.74	32.66
- from others	0.67	2.21
Fair value gain on financial instruments at fair value through profit or loss	54.35	-
Profit on sale of property plant and equipment	8.30	-
Rental income	-	5.01
Export incentives	-	140.43
Warranty/Liabilities no longer required written back	32.02	217.83
	294.54	606.97

* Includes ₹30.36 lakhs (March 31, 2019: ₹29.84 lakhs) from related parties (refer note:31)

24 Cost of materials consumed

24 Cost of materials consumed	Year ended 31 March 2020	Year ended 31 March 2019
Opening inventory	1,169.59	1,414.60
Add: Purchases	3,792.37	2,354.48
	4,961.96	3,769.08
Less: Closing inventory	426.36	1,169.59
	4,535.60	2,599.49

25 Employee benefits expense

25 Employee benefits expense	Year ended 31 March 2020	Year ended 31 March 2019
Salaries, wages and bonus	1,512.49	887.64
Contribution to provident and other funds	28.57	33.53
Staff welfare expenses	3.30	14.67
Provision for gratuity (refer note 35)	9.98	10.92
Provision for compensated absences*	(34.33)	15.23
	1,520.01	961.99

*The decrease in the provision for compensated absences is primarily on account of change in the leave policy of the Company effective from 01 April, 2019.



AXISCADES Aerospace & Technologies Private Limited
Notes to financial statements for the year ended 31 March, 2020

(All amounts in ₹ lakhs, unless otherwise stated)

	Year ended 31 March 2020	Year ended 31 March 2019
26 Finance cost		
Bank guarantee commission	3.87	13.69
Interest expense		
- on intercorporate deposits from related parties (refer note 31)	55.60	26.87
- on term loan	388.66	425.99
- on bank cash credit	207.40	60.00
- on packing credit foreign currency loan	45.63	52.03
Others	27.11	62.88
Net interest on net defined benefit obligation (refer note 35)	5.29	6.32
Interest on lease liabilities (refer note 33)	23.24	-
	756.80	647.78
27 Depreciation and amortisation expense		
Depreciation/impairment of tangible assets (refer note 3)	672.96	325.54
Depreciation of right of use assets (refer note 33)	85.45	-
Amortisation of intangible assets (refer note 4)	1.80	1.31
	760.21	326.85
28 Other expenses		
Rent	214.57	463.15
Electricity charges	24.93	35.55
Travelling and conveyance	45.63	151.87
Communication charges	10.38	21.87
Provision for receivables for capital goods and trade receivables	272.68	234.43
Provision for slow, non-moving and obsolete inventory	-	268.32
Bank charges	54.42	39.58
Hire charges - equipments	0.70	1.11
Legal and professional charges	56.28	62.99
Foreign exchange loss, net	322.20	332.30
Consultancy charges	169.75	488.14
Selling and marketing expenses	14.26	57.60
Printing and stationery charges	2.33	5.23
Rates and taxes	31.96	29.50
Auditor's remuneration*	13.24	9.98
Books and periodicals	0.06	0.19
Office maintenance expenses	38.89	58.09
Insurance expenses	25.24	23.85
Bad debts	11.35	-
Receivables for capital goods written off	45.68	-
Repairs and maintenance	22.05	77.62
Freight outward	1.10	1.79
Corporate social responsibility expenses (refer note 39)	-	15.41
Miscellaneous expenses	0.22	0.40
	1,377.92	2,378.97
*Auditors remuneration		
Statutory audit fee (excluding goods and services tax)	12.50	8.50
Out of pocket expenses (excluding goods and services tax)	0.74	1.48
	13.24	9.98



AXISCADES Aerospace & Technologies Private Limited
Notes to financial statements for the year ended 31 March, 2020

(All amounts in ₹ lakhs, unless otherwise stated)

29 Tax expense

The major components of income tax expense for the year ended 31 March 2020 and 31 March 2019 are as follows:

	Year ended 31 March 2020	Year ended 31 March 2019
Current income tax		
Current income tax charge	135.21	-
Adjustment of tax relating to earlier years	32.88	-
Deferred tax credit		
Relating to the origination and reversal of temporary differences	(431.17)	(173.41)
Income Tax credit reported in Statement of Profit and Loss	(263.08)	(173.41)
Deferred tax related to items recognised in other comprehensive income (OCI)		
Income tax relating to loss on cash flow hedges	11.18	24.41
Income tax relating to remeasurement gains on defined benefit plans	(3.98)	(1.30)
Tax credit reported under other comprehensive income (OCI)	7.20	23.11

Notes:

1 Reconciliation of deferred tax (net):

Opening balance	853.63	657.11
Tax credit during the year recognized in Statement of Profit and Loss	431.17	173.41
Tax credit during the year recognized in OCI	7.20	23.11
Closing balance	1,292.00	853.63

2 Reconciliation of tax expense and the accounting profit multiplied by India's domestic tax rate

Accounting profit/(loss) before income tax	1,023.99	(2,710.97)
Tax on accounting profit/(loss) before tax at statutory income tax rate [31 March 2020: 27.82%, 31 March, 2019: 27.82%]	284.87	(754.19)
Reconciling items:		
Tax credits not recognised on losses	-	574.30
Tax credits recognised on carried forward tax losses of earlier years	(568.23)	-
Reversal of deferred tax asset on account of change in tax rate	-	1.76
Others	(12.60)	4.73
Adjustment of tax relating to earlier years	32.88	-
At the effective income tax rate at 31 March, 2020 : 25.69% (31 March, 2019 : 6.40%)	(263.08)	(173.41)
Income tax expense reported in the Statement of Profit and Loss	(263.08)	(173.41)

3 Deferred tax asset, net

	As at 31 March 2020	As at 31 March 2019
Gratuity and other employee obligations	228.27	38.65
Provision for slow, non-moving and obsolete inventory	74.65	74.65
Provision for trade receivables and capital goods	76.09	65.89
Processing fees	4.85	3.54
Unused tax losses	194.40	190.82
Minimum alternate tax credit entitlement	403.19	267.96
Other temporary differences	7.33	7.49
Property, plant and equipment	264.69	180.21
Cash flow hedge liability	38.53	24.41
Total deferred tax asset, net	1,292.00	853.63



(This space has intentionally been left blank)

AXISCADES Aerospace & Technologies Private Limited
Summary of significant accounting policies and other explanatory information for the year ended 31 March 2020

(All amounts in ₹ lakhs, unless otherwise stated)

30 Earnings per share (EPS)	Year ended 31 March 2020	Year ended 31 March 2019
a) Profit/(loss) after tax attributable to equity shares (in ₹ lakhs)	1,287.07	(2,537.56)
b) Weighted average number of shares outstanding (in lakhs)	168.39	168.39
c) Nominal value per share (in ₹)	10	10
d) Basic and diluted earning per share (in ₹)	7.64	(15.07)

31 Related party disclosure

Nature of relationship	Name of party
I Parties where control exists:	
Holding company	AXISCADES Engineering Technologies Limited
Ultimate Holding company	Jupiter Capital Private Limited
Subsidiary companies	Enertec Controls Limited AXISCADES Aerospace Infrastructure Private Limited (formerly known as Jupiter Aviation Services Private Limited)
II Other related parties with whom transactions happened during the year:	
Fellow subsidiary companies	Cades Studec Technologies (India) Private Limited Mistral Solutions Private Limited
Fellow Subsidiary of Holding Company	Hindusthan Infrastructure Projects & Engineering Private Limited
III Key Management Personnel (KMP) with whom transactions happened during the year::	
Whole-time director	Mr. Sharadhi Chandra Babupampathy (appointed w.e.f. 04/07/2019)
Chief Financial Officer	Mr. Arinjoy Ghosh (appointed w.e.f. 03/11/2018)
Chief Financial Officer	Mr. N K Vijayraghavan (resigned w.e.f. 03/11/2018)
Company Secretary	Ms. Sonal Kishore Dudani
Non-Executive Director	R Selvamani (appointed w.e.f. 05/03/2019)

IV Transactions with related parties

Particulars	Year ended 31 March 2020	Year ended 31 March 2019
Rental security deposit paid to lessor		
Enertec Controls Limited	112.79	19.25
Inter corporate deposits to related party		
AXISCADES Aerospace Infrastructure Private Limited	6.06	175.82
Advance paid to related party		
Mistral Solutions Private Limited	171.60	143.00
Reimbursements of services received		
Enertec Controls Limited	189.17	-
Interest income on Inter corporate deposits and security deposits to related parties		
AXISCADES Aerospace Infrastructure Private Limited	40.74	32.66
Enertec Controls Limited	30.36	29.84
Rent income		
AXISCADES Engineering Technologies Limited	-	5.01
Inter corporate deposits from related parties		
Jupiter Capital Private Limited	100.00	-
Cades Studec Technologies (India) Private Limited	70.00	-
AXISCADES Engineering Technologies Limited	230.00	-
Hindusthan Infrastructure Projects & Engineering Private Limited	500.00	-
Inter corporate deposits repayment to related party		
Jupiter Capital Private Limited	100.00	-
AXISCADES Engineering Technologies Limited	20.00	-
Interest expense on Inter corporate deposits		
Cades Studec Technologies (India) Private Limited	25.39	26.87
Hindusthan Infrastructure Projects & Engineering Private Limited	21.55	-
AXISCADES Engineering Technologies Limited	8.36	-
Jupiter Capital Private Limited	0.30	-



AXISCADES Aerospace & Technologies Private Limited
Summary of significant accounting policies and other explanatory information for the year ended 31 March 2020

(All amounts in ₹ lakhs, unless otherwise stated)

Particulars	Year ended 31 March 2020	Year ended 31 March 2019
Payment of lease liabilities		
Enertec Controls Limited	60.00	-
Rent paid		
Enertec Controls Limited	-	27.00
Remuneration *		
Mr. Sharadhi Chandra Babupampathy	-	76.29
Mr. N K Vijayraghavan**	21.60	47.67
Mr. Arinjoy Ghosh	34.28	14.09
Mr. R. Selvamani	-	3.05
Ms. Sonal Kishore Dudani	7.98	2.33
Sale of Plant, property and equipment		
Mr. N K Vijayraghavan**	12.84	-
Engineering / Business development services availed		
AXISCADES Engineering Technologies Limited	4.85	5.34
Sale of goods		
AXISCADES Engineering Technologies Limited	9.74	-

* As the future liability for gratuity is provided on an actuarial basis for the Company as a whole, the amount pertaining to individual is not ascertainable and therefore not include above.

** In previous year N K Vijayraghavan resigned w.e.f. 03 November, 2018, however full and final settlement was pending as at year end. In current year, Company has paid ₹21.60 lakhs towards full and final settlement of which ₹12.84 lakhs was adjusted towards sale of plant property and equipment.

V Outstanding balances as at year end with related parties:

Particulars	As at 31 March 2020	As at 31 March 2019
Intercompany deposits to related party		
AXISCADES Aerospace Infrastructure Private Limited	339.88	333.82
Interest accrued on intercompany deposits to related party		
AXISCADES Aerospace Infrastructure Private Limited	70.38	33.71
Rent security deposits to lessor		
Enertec Controls Limited	348.65	381.80
Investments		
AXISCADES Aerospace Infrastructure Private Limited 4,172,519 (31 March 2019: 4,172,519) equity shares ₹10 each	7,979.78	7,979.78
Enertec Controls Limited 707,999 (31 March 2019: 707,999) equity shares ₹10 each	2,655.00	2,655.00
Inter company deposit from related parties		
Cades Studec Technologies (India) Private Limited	310.00	240.00
AXISCADES Engineering Technologies Limited	210.00	-
Hindusthan Infrastructure Projects & Engineering Private Limited	500.00	-
Other current financial liabilities (Interest payable)		
Cades Studec Technologies (India) Private Limited	4.48	17.84
AXISCADES Engineering Technologies Limited	7.52	-
Hindusthan Infrastructure Projects & Engineering Private Limited	19.52	-
Trade payables		
Enertec Controls Limited	212.77	12.47
Other current assets		
AXISCADES Engineering Technologies Limited	-	11.81
Advances Paid		
Mistral Solutions Private Limited	314.60	143.00



(All amounts in ₹ lakhs, unless otherwise stated)

32 Segment reporting

The Board of Directors of the Company has been identified as the Chief Operating Decision Maker (CODM) as defined by Ind AS 108, Operating Segments. The CODM evaluates the Company's performance and allocates resources based on an analysis of services.

The Company is predominantly engaged in the business of Strategic Technology Solutions, which constitutes a single business segment and is governed by similar set of risks and returns. The operations of the Company primarily cater to the market outside India, which the Management views as a single segment. The Management monitors the operating results of its single segment for the purpose of making decisions about resource allocation and performance assessment.

Two customers individually accounted for ₹ 7,117.76 lakhs (March 31, 2019: ₹ 1698.82 lakhs) and ₹ 1,322.53 lakhs (March 31, 2019: ₹ 909.99 lakhs) respectively, which is more than 10% of the total revenue of the Company for the year ended March 31, 2020.

The Company is domiciled in India. The Company's revenue from operations from external customers primarily relate to operations outside India and majority of the non-current assets of the Company are located in India.

33 Right-of-use assets and lease liabilities

Company as a lessee

The Company has entered into property leases for office, product assembling space and other business operations. These leases are for a period of six years. The Company's obligations under its leases are secured by the lessor's title to the leased assets.

Generally, the Company is restricted from assigning and subleasing the leased assets. These lease contracts include extension and termination options.

Below are the carrying amounts of right-of-use assets recognised and the movements during the year:

	As at 31 March 2020
Balance as on transition date 01 April 2019	518.84
Additions / (deletions)	-
Depreciation expense	(85.45)
Carrying amount as on 31 March 2020	433.39

Below are the carrying amounts of lease liabilities and the movements during the year:

	As at 31 March 2020
Balance as on transition date 01 April 2019	279.34
Additions / (deletions)	-
Accretion of interest (refer note 26)	23.24
Payment of principal portion of lease liabilities	(36.76)
Interest payment on lease liability	(23.24)
Carrying amount as on 31 March 2020	242.58
Current	52.65
Non-current	189.93
	242.58

The weighted average incremental borrowing rate for lease liabilities is 9.40% per annum, with maturity in 31 March, 2025 for leasehold property.

The table below provides details regarding the contractual maturities of lease liabilities as at March 31, 2020 on an undiscounted basis:

	31 March, 2020
Less than one year	60.00
one to five years	240.00
more than five years	-

The following are the amounts recognised in profit or loss:

	31 March, 2020
Depreciation expense of right-of-use assets	85.45
Interest expense on lease liabilities	23.24
Expense relating to short-term leases (included in other expenses)	214.57
Total amount recognised in profit or loss	323.26

The Company had total cash outflows for leases of ₹ 60 Lakhs for the year ended March 31, 2020 (March 31, 2019: ₹ Nil). The Company has not made any non-cash additions to right-of-use assets and lease liabilities for the year ended 31 March, 2020. There are no future cash outflows relating to leases that have not yet commenced.



AXISCADES Aerospace & Technologies Private Limited
Summary of significant accounting policies and other explanatory information for the year ended 31 March 2020

(All amounts in ₹ lakhs, unless otherwise stated)

34 Contingent liabilities and commitments	As at 31 March 2020	As at 31 March 2019
Bank Guarantees		
Bank guarantees to Government authorities and others	210.16	338.95
Bank guarantees are issued in favor of government authorities and others towards financial, performance guarantees and earnest money deposit as part of bidding process.		
Tax contingencies		
Amount relating to Karnataka Value Added Tax Act, 2003 (refer note (i) below)	-	75.82
Amount relating to Service tax demands disputed by the Company (refer note (ii) below)	286.26	105.80
Amount relating to Income tax demands disputed by the Company (refer note (iii) below)	731.49	909.01
	1,227.89	1,429.58

Notes

- (i) During the previous year, the Company has received demand from Deputy Commissioner of Commercial Tax for the financial year 2014-15 towards non-submission of statutory forms. However, during the current year, the Company has received the favourable order and the demand stands vacated.
- (ii) The Company has received demand from the offices of the Joint/Assistant Commissioner of Central Tax GST Commissionerate, Bengaluru East for the financial years 2008-15 amounting to ₹ 286.26 towards non payment of Service Tax and wrong availment of ineligible Cenvat Credit. The Company has filed the appeals against the above orders and paid ₹ 97.95 lakhs under protest towards the demand.
- (iii) The Company has received demand notices of ₹ 751.12 lakhs and ₹ 157.88 lakhs under Income Tax Act 1961 for Assessment Year 2014-15 and 2015-16, respectively, towards disallowance under Section 14 A, Income related to unclaimed TDS credit and Income Tax & Interest under Section 234B. In current year, the Company has received favourable order for Assessment Year 2014-15 towards disallowance under Section 14 A and has filed appeal before the Income Tax Appellate Tribunal for unclaimed TDS credit and interest u/s 234B. Further, for AY 2015-16, the Company has filed appeal before Deputy Commissioner of Income Tax.

The Company is contesting the demands/ litigations and the Management believes that its position will be upheld in the appellate process or assessment process and therefore, will not impact these financial statements. Consequently, no provision has been created in the financial statements for the above.

Other Matters

The Hon'ble Supreme Court of India in a judgment on Provident Fund ('PF') dated 28 February, 2019 addressed the principle for determining salary components that form part of basic salary for individuals below a prescribed salary threshold. The Company determined that they had not previously included such components in basic salary. There are numerous interpretative issues relating to the Supreme Court (SC) judgement on PF dated 28 February, 2019. As a matter of caution, the Company has made a provision on a prospective basis from the date of the SC order. The Company will update its provision, on receiving further clarity on the subject.



(This space has intentionally been left blank)

35 Defined benefit obligations

The Company has provided for the gratuity liability (defined benefit plan), as per actuarial valuation carried out by an independent actuary on the Balance Sheet date.

A Defined benefit contributions

The Company makes contribution to statutory provident fund as per Employees Provident Fund and Miscellaneous Provision Act, 1952 for its employees. This is a defined contribution plan as per Ind AS 19, Employee benefits. Contribution made during the year ended 31 March 2020 is ₹ 28.18 lakhs (31 March, 2019 ₹ 33.07 lakhs).

B Defined benefit plans

B1 Gratuity

The Company has provided for gratuity liability, for its employees as per actuarial valuation carried out by an independent actuary on the Balance Sheet date. The valuation has been carried out using the Project Unit Credit Method as per Ind AS 19 to determine the present value of defined benefit obligations and the related current service cost. This is a defined benefit plan as per Ind AS 19.

The plan is governed by the provisions of the Payment of Gratuity Act, 1972 (as amended from time to time). Employees are entitled to all the benefits enlisted under this act.

Valuations are performed on certain basic set of pre-determined assumptions and other regulatory framework which may vary over the period of time. Thus, the Company is exposed to various risks in providing the above benefit which are as follows:

a Interest rate risk

The plan exposes the Company to the risk of fall in interest rates. A fall in interest rates will result in an increase in the ultimate cost of providing the above benefit and will thus result in an increase in the value of the liability as shown in financial statements.

b Liquidity risk

This is the risk that the Company is not able to meet the short-term gratuity payouts. This may arise due to non availability of enough cash and cash equivalents to meet the liabilities or holding of illiquid assets not being sold in time.

c Salary escalation risk

The present value of the defined benefit plan is calculated with the assumption of salary increase rate of employees in future. Deviation in the rate of interest in future for employees from the rate of increase in salary used to determine the present value of obligation will have a bearing on the plan's liability.

d Demographic risk

The Company has used certain mortality and attrition assumptions in valuation of the liability. The Company is exposed to the risk of actual experience turning out to be worse compared to the assumption.

e Regulatory risk

Gratuity benefits are paid in accordance with the requirements of the Payment of Gratuity Act, 1972 (as amended from time to time). There is a risk of change in regulations requiring higher gratuity payouts.

(i) Changes in the present value of the defined benefit obligation are as follows

	Year ended 31 March 2020	Year ended 31 March 2019
Defined benefit obligation at the beginning of the year	72.75	81.00
Current service cost	9.98	10.92
Interest cost	5.29	6.32
Benefits paid	(15.28)	(20.82)
Actuarial loss/ (gain) arising from change in financial assumptions	(7.31)	1.22
Actuarial gain arising from experience adjustments	(7.00)	(5.89)
Actuarial gain arising from change in demographic assumptions	(0.01)	-
Defined benefit obligation at the end of the year	58.42	72.75

(ii) Components of defined benefit cost recognised in Statement of Profit and Loss

	Year ended 31 March 2020	Year ended 31 March 2019
Employee benefits expense		
Current service cost	9.98	10.92
Finance cost		
Interest expense on defined benefit obligation	5.29	6.32
Expenses recognised in the Statement of Profit and Loss for the year	15.27	17.24



(iii) Components of defined benefit cost recognised in other comprehensive income

	Year ended 31 March 2020	Year ended 31 March 2019
Remeasurement on the net defined benefit liability:		
Recognised net actuarial (gain)/loss arising from change in financial assumptions	(7.31)	1.22
Recognised net actuarial (gain)/loss arising from experience variance	(7.00)	(5.89)
Recognised net actuarial (gain)/loss arising from change in demographic assumptions	(0.01)	-
Remeasurement (gain)/loss in other comprehensive income	(14.32)	(4.67)

(iv) The principal assumptions used in determining gratuity obligations for the Company's plans are shown below :-

	As at 31 March 2020	As at 31 March 2019
Discount rate	6.80%	7.60%
Salary escalation rate	5.00%	7.50%
Attrition rate	5.00%	5.00%
Retirement age	58 Years	58 Years
Mortality rate [as a percentage of Indian assured lives mortality (2006-2008)]	100%	100%

The assumptions were developed by management with the assistance of independent actuary. Discount factors are determined close to each year-end by reference to market yields of Government bonds that have terms to maturity approximating to the terms of the gratuity obligation. Other assumptions are based on current actuarial benchmarks and management's historical experience.

A quantitative sensitivity analysis for significant assumption as at 31 March 2020 and as at 31 March 2019 are shown below:

Significant actuarial assumptions for the determination of the defined benefit obligation are discount rate, attrition rate, expected salary increase and mortality. The sensitivity analysis below has been determined based on reasonably possible changes of the assumptions occurring at the end of the reporting period, while holding all other assumptions constant. The following table summarizes the impact of change in the defined benefit obligation resulting from the specified percentage change in the aforementioned assumptions.

Particulars (Gratuity)	31 March 2020		31 March 2019	
	Increase	Decrease	Increase	Decrease
Discount rate (increase or decrease by 1%)	(4.35)	5.02	(5.81)	6.71
Salary growth rate (increase or decrease by 1%)	4.81	(4.38)	4.65	(4.91)
Attrition rate (increase or decrease by 50% of attrition rates)	1.21	(1.83)	0.79	(1.75)
Mortality rate (increase or decrease by 10% of mortality rates)	0.03	(0.03)	0.02	(0.04)

The sensitivity analysis presented above may not be representative of the actual change in the defined benefit obligation as it is unlikely that the change in assumptions would occur in isolation of one another as some of the assumptions may be correlated.

There is no change in the method and assumptions used in preparing the sensitivity analysis from previous years.

(v) Effect of plan on entity's future cash flows

The scheme is managed on an unfunded basis and hence no funding arrangements or future contributions are applicable. The weighted average duration of the plan is estimated to be 9.37 years (31 March 2019 - 9.28 years). Following is a maturity profile of the defined benefit obligation as at 31 March 2020 and as at 31 March 2019.

Expected cash flows over the next: (valued on undiscounted basis)	As at 31 March 2020	As at 31 March 2019
	1 year	9.68
2 - 5 years	19.02	26.95
6 - 10 years	21.95	28.94
More than 10 years	62.16	101.71



(This space has intentionally been left blank)



36 Fair value measurements

a. Financial instruments by category

The carrying value and fair value of financial instruments by categories as of 31 March 2020 are as follows

Particulars	Note	Amortised cost	Financials assets/liabilities at FVTPL	Financials assets/liabilities at FVOCI	Carrying value	Fair value
Financial Assets						
Non current						
Loans	6	620.41	-	-	620.41	620.41
Other financial assets	7	344.14	-	-	344.14	344.14
Current						
Loans	6	203.75	-	-	203.75	203.75
Trade receivables	11	3,770.66	-	-	3,770.66	3,770.66
Cash and cash equivalents	12	1,681.57	-	-	1,681.57	1,681.57
Bank balances other than cash and cash equivalents	13	1,150.02	-	-	1,150.02	1,150.02
Other financial assets	7	1,513.90	-	-	1,513.90	1,513.90
Total		9,284.45	-	-	9,284.45	9,284.45
Financial Liabilities						
Non current						
Borrowings	16	2,864.68	-	-	2,864.68	2,864.68
Lease Liabilities	33	189.93	-	-	189.93	189.93
Current						
Borrowings	16	2,375.92	-	-	2,375.92	2,375.92
Lease Liabilities	33	52.65	-	-	52.65	52.65
Trade payables	19	1,882.88	-	-	1,882.88	1,882.88
Other financial liabilities	17	2,138.93	-	138.51	2,277.44	2,277.44
Total		9,504.99	-	138.51	9,643.50	9,643.50

The carrying value and fair value of financial instruments by categories as of 31 March 2019 are as follows

Particulars	NOTE	Amortised cost	Financials assets/liabilities at FVTPL	Financials assets/liabilities at FVOCI	Carrying value	Fair value
Financial Assets						
Non current						
Loans	6	843.27	-	-	843.27	843.27
Other financial assets	7	330.20	-	-	330.20	330.20
Current						
Loans	6	4.78	-	-	4.78	4.78
Trade receivables	11	1,884.94	-	-	1,884.94	1,884.94
Cash and cash equivalents	12	61.47	-	-	61.47	61.47
Bank balances other than cash and cash equivalents	13	1,069.18	-	-	1,069.18	1,069.18
Other financial assets	7	167.34	-	-	167.34	167.34
Total		4,361.18	-	-	4,361.18	4,361.18
Financial Liabilities						
Non current						
Borrowings	16	2,812.61	-	-	2,812.61	2,812.61
Current						
Borrowings	16	2,250.49	-	-	2,250.49	2,250.49
Trade payables	19	1,054.13	-	-	1,054.13	1,054.13
Other financial liabilities	17	1,198.47	-	149.99	1,348.46	1,348.46
Total		7,315.70	-	149.99	7,465.69	7,465.69

The Management assessed that the fair value of cash and cash equivalents, trade receivables, loans, other financial assets, lease liabilities, trade payables, other current financial liabilities and working capital loans approximate the carrying amount due to short-term maturity of these instruments. The fair value of the financial assets and liabilities is included at the amount at which the instrument could be exchanged in a current transaction between willing parties, other than in a forced or liquidation sale.



(b) Fair value of financial assets and liabilities measured at amortised cost

The Management assessed that for amortised cost instruments, fair value approximate largely to the carrying amount.

(c) Fair value hierarchy

Financial assets and financial liabilities measured at fair value in the statement of financial position are grouped into three Levels of a fair value hierarchy. The three Levels are defined based on the observability of significant inputs to the measurement, as follows:

Level 1: Quoted prices (unadjusted) in active markets for financial instruments.

Level 2: The fair value of financial instruments that are not traded in an active market is determined using valuation techniques which maximise the use of observable market data rely as little as possible on entity specific estimates.

Level 3: If one or more of the significant inputs is not based on observable market data, the instrument is included in level 3.

Quantative disclosure fair value measurement hierarchy as at 31 March 2020

Particulars	Date of valuation	Carrying value	Quoted price in active market (Level 1)	Significant observable input (Level 2)	Significant unobservable inputs (Level 3)
Assets carried at amortised cost, cost , FVTPL and FVTOCI for which fair values are disclosed					
Non current					
Investment in equity shares	31 March 2020	10,634.78	-	-	10,634.78
Loans	31 March 2020	620.41	-	-	620.41
Other financial assets	31 March 2020	344.14	-	-	344.14
Current					
Trade receivables	31 March 2020	3,770.66	-	-	3,770.66
Cash and cash equivalents	31 March 2020	1,681.57	-	-	1,681.57
Bank balances other than cash and cash equivalents	31 March 2020	1,150.02	-	-	1,150.02
Loans	31 March 2020	203.75	-	-	203.75
Other financial assets	31 March 2020	1,513.90	-	-	1,513.90

Particulars	Date of valuation	Carrying value	Quoted price in active market (Level 1)	Significant observable input (Level 2)	Significant unobservable inputs (Level 3)
Liabilities carried at amortised cost for which fair value are disclosed					
Non current					
Borrowings	31 March 2020	2,864.68	-	-	2,864.68
Lease Liabilities	31 March 2020	189.93	-	-	189.93
Current					
Borrowings	31 March 2020	2,375.92	-	-	2,375.92
Lease Liabilities	31 March 2020	52.65	-	-	52.65
Trade payables	31 March 2020	1,882.88	-	-	1,882.88
Other financial liabilities	31 March 2020	2,277.44	-	138.51	2,138.93

Quantative disclosure fair value measurement hierarchy as at 31 March 2019

Particulars	Date of valuation	Carrying value	Quoted price in active market (Level 1)	Significant observable input (Level 2)	Significant unobservable inputs (Level 3)
Assets carried at amortised cost, cost , FVTPL and FVTOCI for which fair values are disclosed					
Non current					
Investment in equity shares	31 March 2019	10,634.78	-	-	10,634.78
Loans	31 March 2019	843.27	-	-	843.27
Other financial assets	31 March 2019	330.20	-	-	330.20
Current					
Trade receivables	31 March 2019	1,884.94	-	-	1,884.94
Cash and cash equivalents	31 March 2019	61.47	-	-	61.47
Bank balances other than cash and cash equivalents	31 March 2019	1,069.18	-	-	1,069.18
Loans	31 March 2019	4.78	-	-	4.78
Other financial assets	31 March 2019	167.34	-	-	167.34

Liabilities carried at amortised cost for which fair value are disclosed

Non current					
Borrowings	31 March 2019	2,812.61	-	-	2,812.61
Current					
Borrowings	31 March 2019	2,250.49	-	-	2,250.49
Trade payables	31 March 2019	1,054.13	-	-	1,054.13
Other financial liabilities	31 March 2019	1,348.46	-	149.99	1,198.47



37 Capital management

For the purpose of the Company's capital management, capital includes issued equity capital, share premium and all other equity reserves attributable to the equity holders of the Company. The primary objective of the Company's capital management is to maximise the shareholder value.

In order to achieve this overall objective, the Company's capital management, amongst other things, aims to ensure that it meets financial covenants attached to the interest-bearing loans and borrowings that define capital structure requirements. Breaches in meeting the financial covenants would permit the bank to immediately call loans and borrowings. There have been no breaches in the financial covenants of any interest-bearing loans and borrowing in the current year except as mentioned in note 16 (c).

The Company manages its capital structure and makes adjustments in light of changes in economic conditions and the requirements of the financial covenants. To maintain or adjust the capital structure, the Company may adjust the dividend payment to shareholders, return capital to share holders or issue new shares. The Company monitors capital using a gearing ratio, which is net debt divided by total capital plus net debt. The Company includes within net debt, interest bearing loans and borrowings, less cash and cash equivalent.

Particulars	As at	As at
	31 March 2020	31 March 2019
Borrowings (including current maturities of long term borrowings) (refer note 16 & 17)	6,487.37	6,207.09
Less: Cash and cash equivalents (refer note 12)	(1,681.57)	(61.47)
Net debt	4,805.80	6,145.62
Equity share capital (refer note 14)	1,683.85	1,683.85
Other equity (refer note 15)	9,914.32	8,645.91
Capital and net debt	16,403.97	16,475.38
Gearing ratio	29.30%	37.30%

No changes were made in the objectives, policies or processes for managing capital during the year ended 31 March 2020.

38 Financial risk management

The Company is exposed to various risks in relation to financial instruments. The Company's financial assets and liabilities by category are summarised in Note 36. The main types of risks are market risk, credit risk and liquidity risk.

The Company's risk management activity focuses on actively securing its short to medium-term cash flows by minimising the exposure to volatile financial markets. Long-term financial investments are managed to generate lasting returns.

The Company does not engage in the trading of financial assets for speculative purposes. The most significant financial risks to which the Company is exposed are described below.

A Interest rate risk

The Company's fixed rate borrowings are carried at amortised cost. They are therefore, not subject to interest rate risk as defined in Ind AS 107, Financial Instruments - Disclosures, since neither the carrying amount nor the future cash flows will fluctuate because of a change in market interest rates.



(This space has intentionally been left blank)



38 Financial risk management (Cont'd)

B Market risk analysis

The Company is exposed to market risk through its use of financial instruments and specifically to currency risk, interest rate risk and certain other price risk, which result from both its operating and investing activities.

Foreign currency risk

Most of the Company's transactions are carried out in Indian National Rupee (INR). Exposures to currency exchange rates arise from the Company's overseas sales and purchases, which are primarily denominated in United States Dollars (USD) or Euros (EUR).

To mitigate the Company's exposure to foreign currency risk, non-INR cash flows are monitored and holds derivative financial instruments such as forward exchange contracts are entered into in accordance with the Company's risk management policies. Where the amounts to be paid and received in a specific currency are expected to largely offset one another, no further hedging activity is undertaken. Forward exchange contracts are mainly entered into for significant long-term foreign currency exposures that are not expected to be offset by other same-currency transactions.

Foreign currency denominated financial assets and liabilities which expose the Company to currency risk are disclosed below. These include outstanding derivatives contracts entered into by the Company and unhedged foreign currency exposures.

Particulars	EUR/ USD	As at 31 March 2020		As at 31 March 2019	
		Amount in foreign currency (in lakh)	Amount in ₹ lakh	Amount in foreign currency (in lakh)	Amount in ₹ lakh
Financial assets					
Trade receivables	EUR	42.60	3,538.32	21.51	1,669.51
Trade receivables	USD	0.57	42.64	0.29	20.36
Cash and cash equivalents	EUR	16.25	1,349.82	0.63	48.63
Financial liabilities					
Trade payables	EUR	14.40	1,195.97	6.47	502.36
Trade payables	USD	0.91	68.48	0.37	25.49
Creditors for capital goods	EUR	-	-	0.20	15.54
Term loans from banks	USD	41.35	3,091.45	57.88	4,003.95
Working capital loans	EUR	11.97	993.82	11.83	919.22

The following table details the Company's sensitivity to a 1% increase and decrease in the ₹ against the relevant foreign currencies net of forward contracts. 1% is the sensitivity rate used when reporting foreign currency risk internally to key management personnel and represents management's assessment of the reasonably possible change in foreign exchange rates. The sensitivity analysis includes only outstanding foreign currency denominated monetary items and adjusts their translation at the year end for a 1% change in foreign currency rates, with all other variables held constant. A positive number below indicates an increase in profit or equity where ₹ strengthens 1% against the relevant currency. For a 1% weakening of ₹ against the relevant currency, there would be a comparable impact on profit or equity, and the balances below would be negative.

Currency	As at 31 March 2020		As at 31 March 2019	
	Increase	Decrease	Increase	Decrease
INR/USD	(31.43)	31.43	(40.09)	40.09
INR/EUR	26.98	-	2.83	(2.83)



(This space has intentionally been left blank)

AXISCADES Aerospace & Technologies Private Limited
Summary of significant accounting policies and other explanatory information for the year ended 31 March 2020

(All amounts in ₹ lakhs, unless otherwise stated)

38 Financial risk management (Cont'd)

C Credit risk analysis

Credit risk is the risk that a counterparty fails to discharge an obligation to the Company, resulting in a financial loss. The Company is exposed to this risk for various financial instruments. The Company's maximum exposure to credit risk is limited to the carrying amount of financial assets recognised at 31 March 2020 and 31 March 2019 as summarised below:

Assets under credit risk:

	As at 31 March 2020	As at 31 March 2019
Intercompany deposits advanced and interest accrued thereon (refer note 6 & 7)	410.26	367.53
Security deposits (refer note 6)	478.81	501.94
Receivables for capital goods (refer note 7)	-	78.68
Trade receivables (refer note 11)	3,770.66	1,884.94
Unbilled revenue (refer note 7)	1,363.79	-
	6,023.52	2,833.09

Financial assets that are neither past due nor impaired:

Cash and cash equivalents, bank balances others than cash and cash equivalents, Intercompany deposits given to subsidiary, loans and advances to employees, security deposit and other financial assets are neither past due nor impaired.

Financial assets that are past due but not impaired:

There is no other class of financial assets that is past due but not impaired except for trade receivables of ₹ 272.68 lakhs ₹ 236.86 lakhs as of 31 March 2020 and 31 March 2019, respectively. The Company's credit period generally ranges from 30-60 days from invoicing date. The ageing analysis of the receivables has been considered from the date the invoice falls due. The age-wise break up of receivables, net of allowances that are past due, is given below:

Particulars	As at 31 March 2020	As at 31 March 2019
Financial assets that are neither past due nor impaired (A)	1,072.64	1,182.91
Financial assets that are past due but not impaired		
Past due 0-60 days	1,372.36	573.81
Past due 61-180 days	1,279.67	6.13
Past due over 180 days	45.99	122.09
Total past due but not impaired (B)	2,698.02	702.03
Total (A+B)	3,770.66	1,884.94

C1 Trade and other receivables

Trade receivables and unbilled revenue are unsecured and are derived from revenue earned from customers primarily located in India and Europe. Credit risk has been managed by the Company through credit approvals, establishing credit limits and continuously monitoring the creditworthiness of customers to which the Company grants credit terms in the normal course of business. Other receivables include receivables of nature other than the usual trade of the Company. On account of adoption of Ind AS 109, Financial Instruments, the Company has used expected credit loss model to assess the allowance for doubtful debts. The provision for expected credit loss takes into account available external and internal credit risk factors including the Company's historical experience for customers.

The maximum exposure to credit risk at the reporting date is the carrying value of each class of financial assets disclosed in note 11 & 7. The evaluated credit risk on trade and other receivables based on their credit rating are as follows -

Particulars	As at 31 March 2020	As at 31 March 2019
Balance at the beginning	236.04	12.87
Impairment loss recognised	272.68	232.17
Impairment loss reversed	(235.22)	(9.00)
Balance at the end of the year	273.50	236.04

C2 Cash and cash equivalents

The credit risk for cash and cash equivalents, bank balances other than cash and cash equivalents and derivative financial instruments is considered negligible, since the counterparties are reputable banks with high quality external credit ratings.

D Liquidity risk

Liquidity risk is that the Company might be unable to meet its obligations. The Company manages its liquidity needs by monitoring scheduled debt servicing payments for long-term financial liabilities as well as forecast cash inflows and outflows due in day-to-day business. The data used for analysing these cash flows is consistent with that used in the contractual maturity analysis below. Liquidity needs are monitored in various time bands, usually on a month on month basis. Long-term liquidity needs for a 360-day lookout period are identified monthly. Net cash requirements are compared to available borrowing facilities in order to determine headroom or any shortfalls. This analysis shows that available borrowing facilities are expected to be sufficient over the lookout period.

The Company's objective is to maintain cash and marketable securities to meet its liquidity requirements for 30-day periods at a minimum. This objective was met for the reporting periods. Funding for long-term liquidity needs is additionally secured by an adequate amount of committed credit facilities and the ability to sell long-term financial assets.



AXISCADES Aerospace & Technologies Private Limited
Summary of significant accounting policies and other explanatory information for the year ended 31 March 2020

(All amounts in ₹ lakhs, unless otherwise stated)

As at 31 March 2020 and 31 March 2019, the Company's non-derivative financial liabilities have contractual maturities as summarised below:

Particulars	Within 1 year	1 to 5 years	Later than 5 years
As at 31 March 2020			
Borrowings	2,375.92	2,864.68	-
Lease liabilities	52.65	189.93	-
Trade payables	1,882.88	-	-
Other financial liabilities	2,277.44	-	-
Total	6,588.89	3,054.61	-
As at 31 March 2019			
Borrowings	2,250.49	2,812.61	-
Trade payables	1,054.13	-	-
Other financial liabilities	1,348.46	-	-
Total	4,653.08	2,812.61	-

39 Disclosure in accordance with Guidance Note on Accounting for expenditure on Corporate Social Responsibility Activities:

	Year ended		
	31 March 2020	31 March 2019	
a) Gross amount required to be spent by the Company during the year	-	15.41	
(b) Amount spent during the year ending on 31 March, 2020:			
	In cash	Yet to be paid in cash	Total
(i) Construction/acquisition of any asset	-	-	-
(ii) On purposes other than (i) above	-	-	-
(c) Amount spent during the year ending on 31 March, 2019:			
	In cash	Yet to be paid in cash	Total
(i) Construction/acquisition of any asset	-	-	-
(ii) On purposes other than (i) above	15.41	-	15.41

40 During the year ended March 2020, the World Health Organization declared COVID-19 to be a pandemic. Consequent to this, Government of India declared a national lock down on March 24, 2020, which has impacted the business activities of the Company. The Company has been taking various precautionary measures to protect employees and their families from COVID-19. The Company has assessed the impact of this pandemic on its business operations and has considered all relevant internal and external information available up to the date of approval of these Ind AS financial statements, in determination of the recoverability and carrying value of the assets. Similarly, the Company has also evaluated its ability to meet the financial commitments to its lender etc. in view of the expected adverse impact of COVID-19 on its revenue and profitability. Based on the current estimates, the Company expects the carrying amount of these assets will be recovered. The impact of COVID-19 pandemic on the overall economic environment being uncertain may affect the underlying assumptions and estimates which may differ from that considered as at the date of approval of these Ind AS financial statements. Given the nature of the pandemic, the Company will continue to closely monitor any material changes to future economic conditions.

41 Previous Year Comparatives


Previous years figures have been regrouped / reclassified wherever necessary, to conform to this year's classification.


As per our report of even date
 For S.R. Battiboi & Associates LLP
 Chartered Accountants
 ICAI Firm Registration number: 101049W/E300004

 per Sunil Gaggar
 Partner
 Membership Number : 104315
 Bengaluru
 22 June 2020




For and on behalf of the Board of Directors of
 AXISCADES Aerospace & Technologies Private Limited
 CIN: U72900KA2001PTC028394


 Pradeep Dadlani
 Director
 DIN : 00664016
 Delhi
 22 June 2020


 Sonal Kishore Dudani
 Company Secretary
 Membership No. : 40415
 Bengaluru
 22 June 2020


 Sharadhi Chandra Babupampapathy
 Director
 DIN : 02809502
 Bengaluru
 22 June 2020


 Anirjoy Ghosh
 Chief Financial Officer
 Bengaluru
 22 June 2020

